

Axis Long Term Equity Fund Direct Plan Growth Option

Morningstar® Category

India ELSS (Tax Savings)

Morningstar® Benchmark

S&P BSE 200 India TR INR

Used throughout report

Fund Benchmark

IISL Nifty 500 TR INR

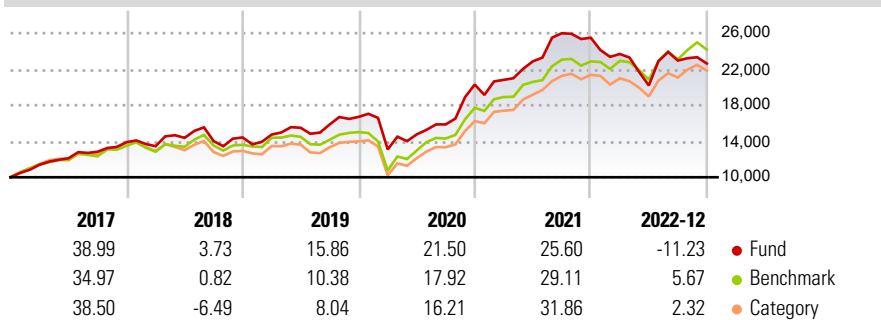
Morningstar Rating™

★★★

Investment Objective

To generate income and long-term capital appreciation from a diversified portfolio of predominantly equity and equity-related securities. However, there can be no assurance that the investment objective of the Scheme will be achieved.

Performance



Risk Measures

3Y Alpha	-4.98	3Y Sharpe Ratio	0.38
3Y Beta	0.94	3Y Std Dev	22.53
3Y R-Squared	88.33	3Y Risk	bel avg
3Y Info Ratio	-0.83	5Y Risk	Avg
3Y Tracking Error	7.84	10Y Risk	-

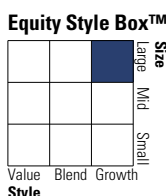
Calculations use S&P BSE 200 India TR INR (where applicable)

Trailing Returns %	Fund	Bmark	Cat	Quarterly Returns %	Q1	Q2	Q3	Q4
3 Months	-5.19	2.45	1.02	2023	-	-	-	-
6 Months	-0.85	8.08	8.06	2022	-7.06	-14.76	13.69	-1.45
1 Year	-13.03	4.13	-0.83	2021	2.58	9.83	13.69	-1.94
3 Years Annualised	8.92	16.70	15.16	2020	-21.60	12.71	7.51	27.90
5 Years Annualised	8.73	11.37	9.19	2019	2.25	5.10	2.41	5.28

Portfolio 31/12/2022

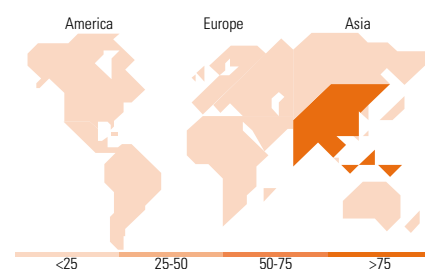


Asset Allocation %	Net
Stocks	99.30
Bonds	0.00
Cash	0.70
Other	0.00



Mkt Cap %	Fund
Giant	54.03
Large	32.03
Medium	13.09
Small	0.76
Micro	0.10

Average Mkt Cap (Mil)	Fund
Ave Mkt Cap INR	1,458,77
	0.96



Top Holdings

Holding Name	Sector	%
Avenue Supermarts Ltd	Retail	9.32
Bajaj Finance Ltd	Finance	8.97
Tata Consultancy Services Ltd	IT	7.72
Kotak Mahindra Bank Ltd	Finance	7.07
Nestle India Ltd	FMCG	6.20
Info Edge (India) Ltd	IT	5.72
Pidilite Industries Ltd	Consumer Cyclical	5.38
Housing Development Finance...	Finance	5.36
Divi's Laboratories Ltd	Healthcare	4.67
Bajaj Finserv Ltd	Finance	4.63
Assets in Top 10 Holdings %		65.06
Total Number of Equity Holdings		39
Total Number of Bond Holdings		0

Stock Sector Weightings %

Stock Sector Weightings %	Fund
Cyclical	55.16
Basic Materials	12.67
Consumer Cyclical	8.45
Financial Services	34.05
Real Estate	-
Sensitive	17.02
Communication Services	5.76
Energy	-
Industrials	1.86
Technology	9.40
Defensive	27.81
Consumer Defensive	15.64
Healthcare	7.92
Utilities	4.25

World Regions %

World Regions %	Fund
Americas	0.00
United States	0.00
Canada	0.00
Latin America	0.00
Greater Europe	0.00
United Kingdom	0.00
Eurozone	0.00
Europe - ex Euro	0.00
Europe - Emerging	0.00
Africa	0.00
Middle East	0.00
Greater Asia	100.00
Japan	0.00
Australasia	0.00
Asia - Developed	0.00
Asia - Emerging	100.00

Operations

Fund Company	Axis Asset Management Company Limited	Share Class Size (mil)	-	Minimum Initial Purchase	500 INR
Phone	+91 22 43255161	Domicile	India	Minimum Additional Purchase	500 INR
Website	www.axismf.com	Currency	INR	Exit Load	0.00% - >0 years
Inception Date	01/01/2013	UCITS	-	Expense Ratio	0.20%
Manager Name	Jinesh Gopani	Inc/Acc	Acc		
Manager Start Date	01/04/2011	ISIN	INF846K01EW2		
NAV (23/01/2023)	INR 69.36				
Total Net Assets (mil)	304,719.53 INR				

(31/12/2022)