

# Franklin India Taxshield Direct Growth

## Morningstar® Category

India ELSS (Tax Savings)

## Morningstar® Benchmark

S&amp;P BSE 200 India TR INR

Used throughout report

## Fund Benchmark

IISL Nifty 500 TR INR

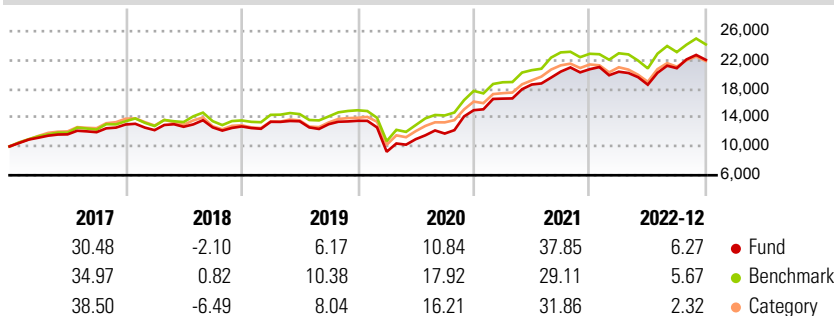
## Morningstar Rating™

★★★

### Investment Objective

The primary objective for Franklin India Taxshield is to provide medium to long term growth of capital along with income tax rebate.

### Performance



### Risk Measures

3Y Alpha	0.26	3Y Sharpe Ratio	0.62
3Y Beta	1.04	3Y Std Dev	24.13
3Y R-Squared	93.64	3Y Risk	High
3Y Info Ratio	0.06	5Y Risk	abv avg
3Y Tracking Error	6.16	10Y Risk	-

Calculations use S&amp;P BSE 200 India TR INR (where applicable)

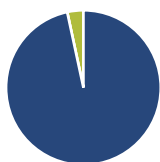
### Trailing Returns %

	Fund	Bmark	Cat
3 Months	2.29	2.45	1.02
6 Months	9.29	8.08	8.06
1 Year	4.18	4.13	-0.83
3 Years Annualised	16.73	16.70	15.16
5 Years Annualised	10.50	11.37	9.19

### Quarterly Returns %

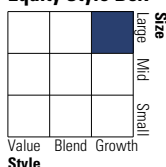
	Q1	Q2	Q3	Q4
2023	-	-	-	-
2022	-1.68	-8.85	12.33	5.56
2021	10.66	11.80	9.63	1.63
2020	-31.69	18.81	7.08	27.54
2019	5.03	0.58	-3.02	3.63

### Portfolio 31/12/2022



Asset Allocation %	Net
Stocks	96.63
Bonds	0.00
Cash	3.37
Other	0.00

### Equity Style Box™

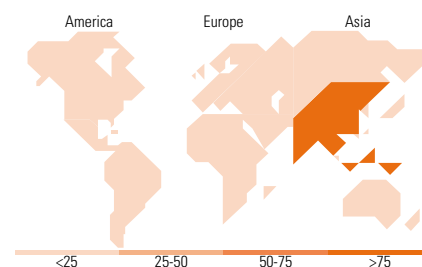


### Mkt Cap %

	Fund
Giant	56.11
Large	29.94
Medium	12.23
Small	1.72
Micro	0.00

### Average Mkt Cap (Mil)

	Fund
Ave Mkt Cap INR	1,658,58
	9.58



### Top Holdings

Holding Name	Sector	%
HDFC Bank Ltd	Bank	8.63
ICICI Bank Ltd	Bank	8.53
Axis Bank Ltd	Bank	6.94
Infosys Ltd	IT	6.15
Larsen & Toubro Ltd	Engineering	5.31
Bharti Airtel Ltd	Telecom	5.09
State Bank of India	Bank	3.75
United Spirits Ltd	Alcohol	2.86
Grasim Industries Ltd	Textiles	2.81
HCL Technologies Ltd	IT	2.75
Assets in Top 10 Holdings %		52.83
Total Number of Equity Holdings		51
Total Number of Bond Holdings		0

### Stock Sector Weightings %

	Fund
<b>Cyclical</b>	<b>51.70</b>
Basic Materials	7.45
Consumer Cyclical	9.59
Financial Services	34.65
Real Estate	-
<b>Sensitive</b>	<b>31.04</b>
Communication Services	5.27
Energy	3.57
Industrials	11.46
Technology	10.74
<b>Defensive</b>	<b>17.27</b>
Consumer Defensive	8.76
Healthcare	3.00
Utilities	5.50

### World Regions %

	Fund
<b>Americas</b>	<b>0.00</b>
United States	0.00
Canada	0.00
Latin America	0.00
<b>Greater Europe</b>	<b>0.00</b>
United Kingdom	0.00
Eurozone	0.00
Europe - ex Euro	0.00
Europe - Emerging	0.00
Africa	0.00
Middle East	0.00
<b>Greater Asia</b>	<b>100.00</b>
Japan	0.00
Australasia	0.00
Asia - Developed	0.00
Asia - Emerging	100.00

### Operations

Fund Company	Franklin Templeton Asst Mgmt(IND)Pvt Ltd	Share Class Size (mil)	-	Minimum Initial Purchase	500 INR
Phone	+91 22 6751 9100	Domicile	India	Minimum Additional Purchase	500 INR
Website	www.franklintempletonindia.com	Currency	INR	Exit Load	0.00% - >0 months
Inception Date	01/01/2013	UCITS	-	Expense Ratio	1.05%
Manager Name	Anand Radhakrishnan	Inc/Acc	Acc		
Manager Start Date	18/10/2021	ISIN	INF090I01JS8		
NAV (23/01/2023)	INR 992.45				
Total Net Assets (mil)	49,078.63 INR				

(31/12/2022)