

Kotak Emerging Equity Scheme Direct Growth

Morningstar® Category

India OE Small/Mid Cap

Morningstar® Benchmark

S&P BSE Midcap TR INR

Used throughout report

Fund Benchmark

IISL Nifty Midcap 150 TR INR

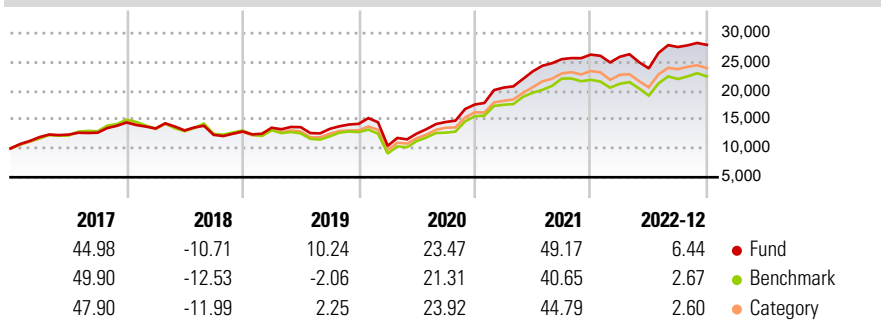
Morningstar Rating™

★★★★

Investment Objective

The investment objective of the scheme is to generate long-term capital appreciation from a portfolio of equity and equity related securities, by investing predominantly in mid companies. The scheme may also invest in debt and money market instruments, as per the asset allocation table. There is no assurance that the investment objective of the scheme will be achieved.

Performance



Risk Measures

3Y Alpha	4.25	3Y Sharpe Ratio	0.88
3Y Beta	0.98	3Y Std Dev	24.54
3Y R-Squared	96.50	3Y Risk	abv avg
3Y Info Ratio	0.99	5Y Risk	Avg
3Y Tracking Error	4.64	10Y Risk	-

Calculations use S&P BSE Midcap TR INR (where applicable)

Trailing Returns %

	Fund	Bmark	Cat
3 Months	0.08	1.45	-1.02
6 Months	6.04	6.65	6.64
1 Year	4.08	1.94	-1.25
3 Years Annualised	21.77	18.33	19.93
5 Years Annualised	13.58	7.98	10.08

Quarterly Returns %

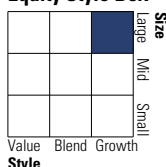
	Q1	Q2	Q3	Q4
2023	-	-	-	-
2022	-1.41	-7.80	15.56	1.33
2021	16.72	13.67	9.08	3.08
2020	-26.75	20.32	16.01	20.76
2019	5.01	0.72	-2.15	6.52

Portfolio 31/12/2022



Asset Allocation %	Net
Stocks	92.80
Bonds	0.00
Cash	7.20
Other	0.00

Equity Style Box™

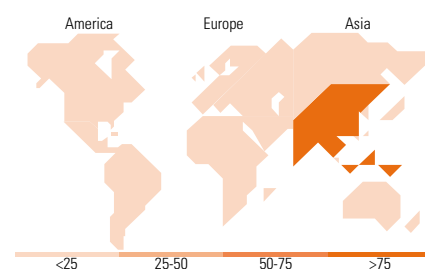


Mkt Cap %

Mkt Cap %	Fund
Giant	4.63
Large	49.10
Medium	44.79
Small	1.48
Micro	0.00

Average Mkt Cap (Mil)

Average Mkt Cap (Mil)	Fund
Ave Mkt Cap INR	323,159.06



Top Holdings

Holding Name	Sector	%
Supreme Industries Ltd	Technology	4.23
Schaeffler India Ltd	Automotive	3.84
Solar Industries India Ltd	Renewable Energy	3.58
Cummins India Ltd	Automotive	3.47
SKF India Ltd	Automotive	3.16
PI Industries Ltd	Automotive	3.08
Persistent Systems Ltd	Technology	3.05
Kajaria Ceramics Ltd	Consumer Cyclical	2.66
Thermax Ltd	Industrial	2.59
Atul Ltd	Chemical	2.59
Assets in Top 10 Holdings %		32.25
Total Number of Equity Holdings		70
Total Number of Bond Holdings		0

Stock Sector Weightings %

Stock Sector Weightings %	Fund
Cyclical	61.69
Basic Materials	23.47
Consumer Cyclical	22.23
Financial Services	13.36
Real Estate	2.63
Sensitive	27.96
Communication Services	-
Energy	0.71
Industrials	23.96
Technology	3.29
Defensive	10.35
Consumer Defensive	2.31
Healthcare	7.19
Utilities	0.84

World Regions %

World Regions %	Fund
Americas	0.00
United States	0.00
Canada	0.00
Latin America	0.00
Greater Europe	0.00
United Kingdom	0.00
Eurozone	0.00
Europe - ex Euro	0.00
Europe - Emerging	0.00
Africa	0.00
Middle East	0.00
Greater Asia	100.00
Japan	0.00
Australasia	0.00
Asia - Developed	0.00
Asia - Emerging	100.00

Operations

Fund Company	Kotak Mahindra Asset Management Co Ltd	Share Class Size (mil)	-	Minimum Initial Purchase	5,000 INR
Phone	+91 22 61152100	Domicile	India	Minimum Additional Purchase	1,000 INR
Website	www.kotakmf.com	Currency	INR	Exit Load	1.00% - 0-1 years
Inception Date	01/01/2013	UCITS	-		0.00% - >1 years
Manager Name	Pankaj Tibrewal	Inc/Acc	Acc	Expense Ratio	0.49%
Manager Start Date	21/06/2010	ISIN	INF174K01LTO		
NAV (23/01/2023)	INR 84.76				
Total Net Assets (mil)	233,346.39 INR				

(31/12/2022)