

Nippon India Small Cap Fund - Direct Plan - Growth Plan

Morningstar® Category

Category_INCA000054

Morningstar® Benchmark

S&P BSE Smallcap TR INR

Used throughout report

Fund Benchmark

IISL Nifty Smallcap 250 TR INR

Morningstar Rating™

★★★★

Investment Objective

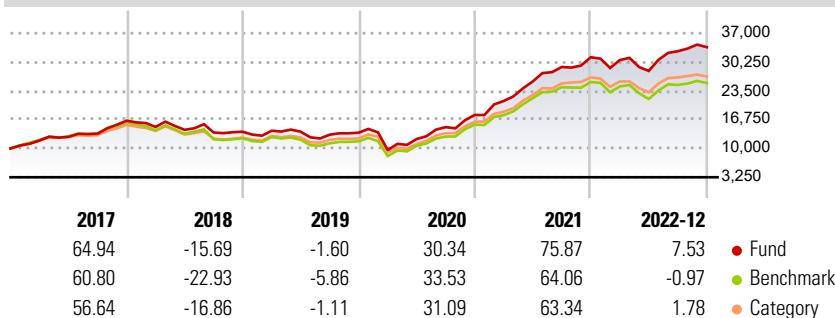
The fund attempts to generate relatively better risk adjusted returns by focusing on the smaller capitalization companies. Small cap stocks, for the purpose of the fund are defined as stocks whose market capitalization is below top 250 companies in terms of full market capitalization. Small cap companies are potential mid caps of tomorrow and offer twin advantage of high growth prospects & relatively lower valuation. The fund focuses on identifying good growth businesses with reasonable size, quality management and rational valuation. The investment approach adopts prudent risk management measures like margin of safety and diversification across sectors & stocks with a view to generate relatively better risk...

Risk Measures

3Y Alpha	4.80	3Y Sharpe Ratio	1.09
3Y Beta	0.98	3Y Std Dev	27.70
3Y R-Squared	98.53	3Y Risk	abv avg
3Y Info Ratio	1.65	5Y Risk	abv avg
3Y Tracking Error	3.41	10Y Risk	-

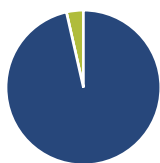
Calculations use S&P BSE Smallcap TR INR (where applicable)

Performance



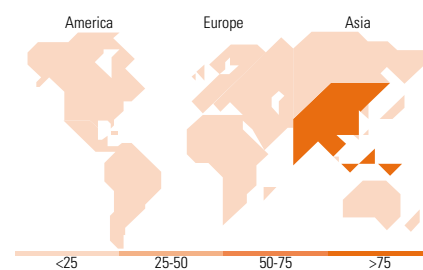
Trailing Returns %	Fund	Bmark	Cat	Quarterly Returns %	Q1	Q2	Q3	Q4
3 Months	1.60	0.00	-0.69	2023	-	-	-	-
6 Months	10.08	7.03	8.31	2022	-2.12	-8.27	16.38	2.91
1 Year	5.18	-3.94	-2.06	2021	18.39	21.71	13.14	7.87
3 Years Annualised	31.65	25.68	27.66	2020	-29.65	26.94	22.62	19.02
5 Years Annualised	14.58	8.73	11.83	2019	1.70	-1.60	-4.96	3.45

Portfolio 31/12/2022



Asset Allocation %	Net
Stocks	96.46
Bonds	0.00
Cash	3.54
Other	0.00

Equity Style Box™	Mkt Cap %	Fund
Giant		6.52
Large		12.36
Medium		51.33
Small		23.46
Micro		6.33
Average Mkt Cap (Mil)		Fund
Ave Mkt Cap INR		127,134.39



Top Holdings

Holding Name	Sector	%
Tube Investments of India...	Consumer Cyclical	3.83
Bank of Baroda	Financial Services	1.96
HDFC Bank Ltd	Financial Services	1.85
KPIT Technologies Ltd	Information Technology	1.62
Bajaj Electricals Ltd	Consumer Cyclical	1.57
Balrampur Chini Mills Ltd	Consumer Defensive	1.56
Fine Organic Industries Ltd...	Consumer Cyclical	1.47
State Bank of India	Financial Services	1.42
Tejas Networks Ltd	Information Technology	1.41
Timken India Ltd	Consumer Cyclical	1.40
Assets in Top 10 Holdings %		18.07
Total Number of Equity Holdings		164
Total Number of Bond Holdings		0

Stock Sector Weightings %

Stock Sector Weightings %	Fund
Cyclical	50.72
Basic Materials	16.47
Consumer Cyclical	17.19
Financial Services	16.55
Real Estate	0.52
Sensitive	35.21
Communication Services	1.44
Energy	0.62
Industrials	25.99
Technology	7.15
Defensive	14.06
Consumer Defensive	8.40
Healthcare	5.28
Utilities	0.39

World Regions %

World Regions %	Fund
Americas	0.00
United States	0.00
Canada	0.00
Latin America	0.00
Greater Europe	0.15
United Kingdom	0.00
Eurozone	0.00
Europe - ex Euro	0.00
Europe - Emerging	0.00
Africa	0.00
Middle East	0.15
Greater Asia	99.85
Japan	0.00
Australasia	0.00
Asia - Developed	0.00
Asia - Emerging	99.85

Operations

Fund Company	Nippon Life India Asset Management Ltd	Share Class Size (mil)	-	Minimum Initial Purchase	5,000 INR
Phone	022-68087000/18602660111	Domicile	India	Minimum Additional Purchase	1,000 INR
Website	https://mf.nipponindiaim.com/	Currency	INR	Exit Load	1.00% - 0-1 months
Inception Date	01/01/2013	UCITS	-		0.00% - >1 months
		Inc/Acc	Acc	Expense Ratio	0.86%
		ISIN	INF204K01K15		

Nippon India Small Cap Fund - Direct Plan - Growth Plan

Manager Name	Samir Rachh
Manager Start Date	02/01/2017
NAV <small>(23/01/2023)</small>	INR 101.41
Total Net Assets (mil) <small>(31/12/2022)</small>	237,012.78 INR