

# Quant Active Fund Growth Option Direct Plan

## Morningstar® Category

Flexicap

## Morningstar® Benchmark

S&amp;P BSE 500 India TR INR

Used throughout report

## Fund Benchmark

Nifty 500 Multicap 50:25:25 TR INR

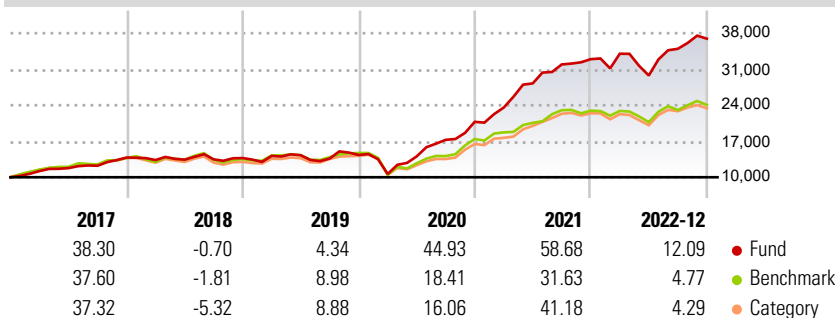
## Morningstar Rating™

★★★★★

### Investment Objective

The primary investment objective of the scheme is to seek to generate capital appreciation & provide long term growth opportunities by investing in a portfolio of Large Cap, Mid Cap and Small Cap companies. There is no assurance that the investment objective of the Scheme will be realized.

### Performance



### Risk Measures

3Y Alpha	16.51	3Y Sharpe Ratio	1.27
3Y Beta	0.95	3Y Std Dev	24.00
3Y R-Squared	81.12	3Y Risk	abv avg
3Y Info Ratio	1.84	5Y Risk	abv avg
3Y Tracking Error	10.52	10Y Risk	-

Calculations use S&amp;P BSE 500 India TR INR (where applicable)

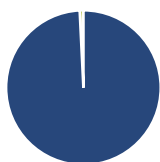
### Trailing Returns %

	Fund	Bmark	Cat
3 Months	3.68	2.23	0.70
6 Months	13.35	7.99	7.34
1 Year	9.66	3.14	2.85
3 Years Annualised	35.51	17.03	18.09
5 Years Annualised	21.21	10.85	11.63

### Quarterly Returns %

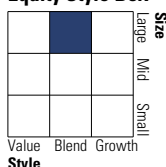
	Q1	Q2	Q3	Q4
2023	-	-	-	-
2022	3.19	-12.44	17.44	5.63
2021	13.39	19.94	13.04	3.22
2020	-25.78	32.13	22.91	20.23
2019	2.97	1.00	-4.52	5.08

### Portfolio 31/12/2022



Asset Allocation %	Net
Stocks	99.23
Bonds	0.00
Cash	0.76
Other	0.01

### Equity Style Box™

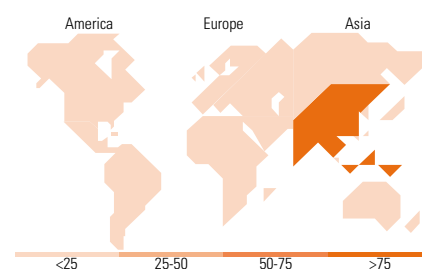


### Mkt Cap %

Mkt Cap %	Fund
Giant	29.13
Large	29.04
Medium	31.63
Small	7.71
Micro	2.49

### Average Mkt Cap (Mil)

Ave Mkt Cap INR	Fund
511,875.	65



### Top Holdings

Holding Name	Sector	%
ITC Ltd	Consumer Cyclical	8.27
Ambuja Cements Ltd	Basic Materials	6.77
State Bank of India	Financial Services	6.74
Adani Ports & Special...	Real Estate	4.78
IRB Infrastructure...	Real Estate	3.98
Punjab National Bank	Financial Services	3.98
Patanjali Foods Ltd	Consumer Cyclical	2.80
Kotak Mahindra Bank Ltd	Financial Services	2.77
Linde India Ltd	Chemicals	2.76
Fortis Healthcare Ltd	Healthcare	2.75
Assets in Top 10 Holdings %		45.59
Total Number of Equity Holdings		60
Total Number of Bond Holdings		0

### Stock Sector Weightings %

Stock Sector Weightings %	Fund
<b>Cyclical</b>	<b>52.30</b>
Basic Materials	20.49
Consumer Cyclical	6.31
Financial Services	24.14
Real Estate	1.35
<b>Sensitive</b>	<b>25.09</b>
Communication Services	4.94
Energy	4.16
Industrials	13.50
Technology	2.50
<b>Defensive</b>	<b>22.61</b>
Consumer Defensive	15.12
Healthcare	7.00
Utilities	0.49

### World Regions %

World Regions %	Fund
<b>Americas</b>	<b>0.00</b>
United States	0.00
Canada	0.00
Latin America	0.00
<b>Greater Europe</b>	<b>0.00</b>
United Kingdom	0.00
Eurozone	0.00
Europe - ex Euro	0.00
Europe - Emerging	0.00
Africa	0.00
Middle East	0.00
<b>Greater Asia</b>	<b>100.00</b>
Japan	0.00
Australasia	0.00
Asia - Developed	0.00
Asia - Emerging	100.00

### Operations

Fund Company	Quant Money Managers Limited	Share Class Size (mil)	-	Minimum Initial Purchase	5,000 INR
Phone	022-62955000	Domicile	India	Minimum Additional Purchase	1,000 INR
Website	www.quantmutual.com	Currency	INR	Exit Load	0.00% - >0 years
Inception Date	01/01/2013	UCITS	-	Expense Ratio	0.58%
Manager Name	Sanjeev Sharma	Inc/Acc	Acc		
Manager Start Date	01/02/2017	ISIN	INF966L01614		
NAV (23/01/2023)	INR 483.18				
Total Net Assets (mil)	35,440.26 INR				

(31/12/2022)