

Quant Small Cap Fund Growth

Morningstar® Category

Category_INCA000054

Morningstar® Benchmark

S&P BSE Smallcap TR INR

Used throughout report

Fund Benchmark

IISL Nifty Smallcap 250 TR INR

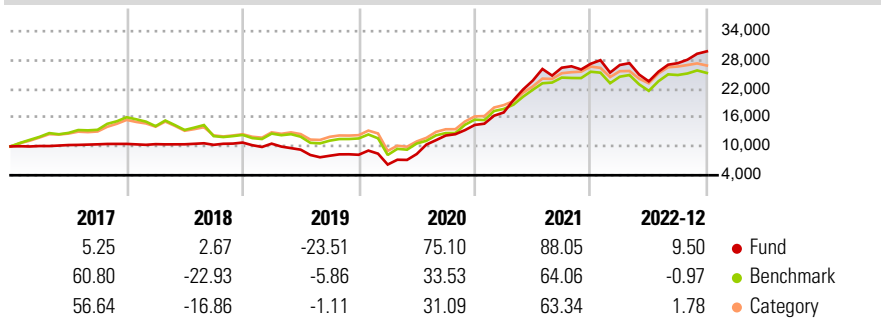
Morningstar Rating™

★★★★

Investment Objective

The primary investment objective of the scheme is to seek to generate capital appreciation & provide long-term growth opportunities by investing in a portfolio of small cap companies. There is no assurance that the investment objective of the Scheme will be realized.

Performance



Risk Measures

3Y Alpha	18.42	3Y Sharpe Ratio	1.42
3Y Beta	0.99	3Y Std Dev	31.02
3Y R-Squared	79.84	3Y Risk	High
3Y Info Ratio	1.71	5Y Risk	abv avg
3Y Tracking Error	13.96	10Y Risk	Low

Calculations use S&P BSE Smallcap TR INR (where applicable)

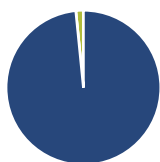
Trailing Returns %

	Fund	Bmark	Cat
3 Months	8.72	0.00	-0.42
6 Months	19.01	7.03	7.09
1 Year	5.60	-3.94	-0.50
3 Years Annualised	50.94	25.68	27.43
5 Years Annualised	23.47	8.73	11.64

Quarterly Returns %

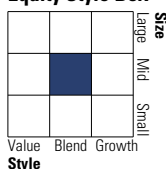
	Q1	Q2	Q3	Q4
2023	-	-	-	-
2022	-0.95	-12.63	16.08	9.00
2021	18.02	38.80	11.35	3.10
2020	-24.67	35.20	45.77	17.94
2019	-2.12	-11.84	-13.58	2.57

Portfolio 31/12/2022



Asset Allocation %	Net
Stocks	98.42
Bonds	0.00
Cash	1.56
Other	0.02

Equity Style Box™

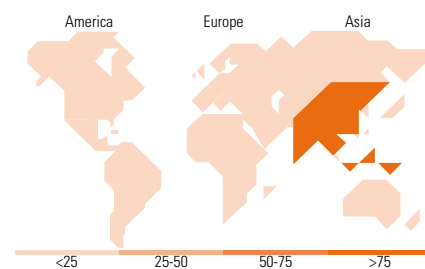


Mkt Cap %

Mkt Cap %	Fund
Giant	8.76
Large	8.94
Medium	49.96
Small	21.90
Micro	10.44

Average Mkt Cap (Mil)

Average Mkt Cap (Mil)	Fund
Ave Mkt Cap INR	109,167.14



Top Holdings

Holding Name	Sector	%
ITC Ltd	Food & Beverage	7.42
RBL Bank Ltd	Banking	5.99
Punjab National Bank	Banking	5.90
Jindal Stainless Ltd	Metals	5.89
IRB Infrastructure...	Infrastructure	5.72
Bikaji Foods International Ltd	Food & Beverage	4.21
HFCL Ltd	IT	3.29
India Cements Ltd	Metals	2.68
Hindustan Copper Ltd	Metals	2.52
TV18 Broadcast Ltd	Media	2.32
Assets in Top 10 Holdings %		45.92
Total Number of Equity Holdings		71
Total Number of Bond Holdings		0

Stock Sector Weightings %

Stock Sector Weightings %	Fund
Cyclical	47.88
Basic Materials	22.58
Consumer Cyclical	6.73
Financial Services	18.43
Real Estate	0.14
Sensitive	27.76
Communication Services	4.64
Energy	2.67
Industrials	15.65
Technology	4.80
Defensive	24.35
Consumer Defensive	16.93
Healthcare	6.30
Utilities	1.13

World Regions %

World Regions %	Fund
Americas	0.00
United States	0.00
Canada	0.00
Latin America	0.00
Greater Europe	0.00
United Kingdom	0.00
Eurozone	0.00
Europe - ex Euro	0.00
Europe - Emerging	0.00
Africa	0.00
Middle East	0.00
Greater Asia	100.00
Japan	0.00
Australasia	0.00
Asia - Developed	0.00
Asia - Emerging	100.00

Operations

Fund Company	Quant Money Managers Limited	Share Class Size (mil)	-	Minimum Initial Purchase	5,000 INR
Phone	022-62955000	Domicile	India	Minimum Additional Purchase	1,000 INR
Website	www.quantmutual.com	Currency	INR	Exit Load	1.00% - 0-1 years
Inception Date	23/09/1996	UCITS	-		0.00% - >1 years
Manager Name	Sanjeev Sharma	Inc/Acc	Acc	Expense Ratio	2.67%
	Vasav Sahgal	ISIN	INF966L01AA0		
Manager Start Date	01/02/2017				
NAV (23/01/2023)	INR 146.48				
Total Net Assets (mil)	28,704.33 INR				

(31/12/2022)