

Quantum Tax Saving Direct Growth

Morningstar® Category

India ELSS (Tax Savings)

Morningstar® Benchmark

S&P BSE 200 India TR INR

Used throughout report

Fund Benchmark

S&P BSE 500 India TR INR

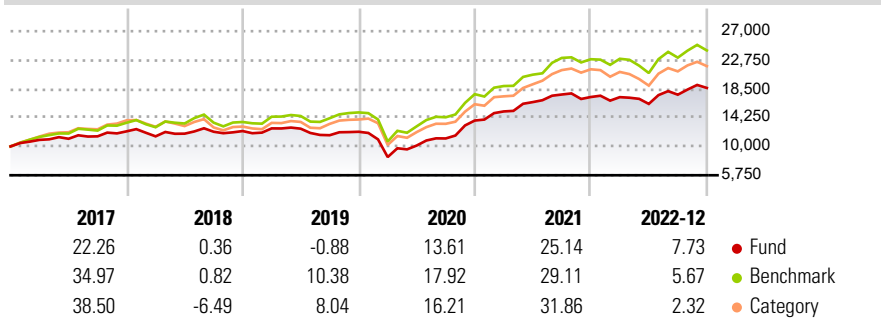
Morningstar Rating™

★★★

Investment Objective

The investment objective of the Scheme is to achieve long-term capital appreciation by investing primarily in shares of companies that will typically be included in the S&P BSE 200 Index and are in a position to benefit from the anticipated growth and development of the Indian economy and its markets.

Performance



Risk Measures

3Y Alpha	-1.12	3Y Sharpe Ratio	0.57
3Y Beta	0.96	3Y Std Dev	22.00
3Y R-Squared	95.75	3Y Risk	Avg
3Y Info Ratio	-0.41	5Y Risk	bel avg
3Y Tracking Error	4.66	10Y Risk	bel avg

Calculations use S&P BSE 200 India TR INR (where applicable)

Trailing Returns %

	Fund	Bmark	Cat
3 Months	5.55	2.45	1.25
6 Months	8.99	8.08	7.07
1 Year	7.80	4.13	0.87
3 Years Annualised	15.49	16.70	15.21
5 Years Annualised	8.14	11.37	9.04

Quarterly Returns %

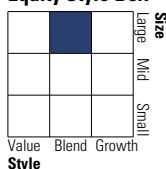
	Q1	Q2	Q3	Q4
2023	-	-	-	-
2022	-0.12	-5.78	8.36	5.65
2021	9.76	9.04	6.79	-2.08
2020	-30.67	20.20	10.28	23.62
2019	3.20	-0.32	-7.66	4.35

Portfolio 31/12/2022



Asset Allocation %	Net
Stocks	92.49
Bonds	0.00
Cash	7.51
Other	0.00

Equity Style Box™

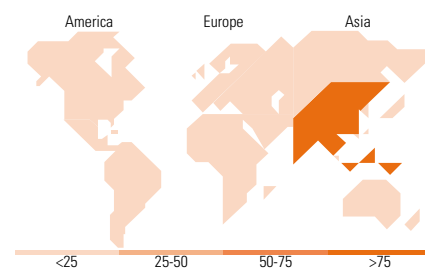


Mkt Cap %

Mkt Cap %	Fund
Giant	57.11
Large	34.29
Medium	8.60
Small	0.00
Micro	0.00

Average Mkt Cap (Mil)

Average Mkt Cap (Mil)	Fund
Ave Mkt Cap INR	1,845,10
	2.31



Top Holdings

Holding Name	Sector	%
Housing Development Finance...	Real Estate	7.83
HDFC Bank Ltd	Financial Services	6.86
ICICI Bank Ltd	Financial Services	6.64
Infosys Ltd	Technology	5.66
State Bank of India	Financial Services	5.18
Mahindra & Mahindra Ltd	Consumer Cyclical	4.78
Eicher Motors Ltd	Consumer Cyclical	4.09
Wipro Ltd	Technology	4.07
Bharti Airtel Ltd	Communication Services	3.59
Hero MotoCorp Ltd	Consumer Cyclical	3.54
Assets in Top 10 Holdings %		52.25
Total Number of Equity Holdings		28
Total Number of Bond Holdings		0

Stock Sector Weightings %

Stock Sector Weightings %	Fund
Cyclical	62.00
Basic Materials	3.01
Consumer Cyclical	18.68
Financial Services	40.31
Real Estate	-
Sensitive	25.07
Communication Services	3.89
Energy	2.03
Industrials	1.58
Technology	17.57
Defensive	12.93
Consumer Defensive	-
Healthcare	5.42
Utilities	7.51

World Regions %

World Regions %	Fund
Americas	0.00
United States	0.00
Canada	0.00
Latin America	0.00
Greater Europe	0.00
United Kingdom	0.00
Eurozone	0.00
Europe - ex Euro	0.00
Europe - Emerging	0.00
Africa	0.00
Middle East	0.00
Greater Asia	100.00
Japan	0.00
Australasia	0.00
Asia - Developed	0.00
Asia - Emerging	100.00

Operations

Fund Company	Quantum Asset Management Co Pvt. Ltd.	Share Class Size (mil)	-	Minimum Initial Purchase	500 INR
Phone	+91 22 61447800	Domicile	India	Minimum Additional Purchase	500 INR
Website	www.QuantumAMC.com	Currency	INR	Exit Load	0.00% - >0 years
Inception Date	23/12/2008	UCITS	-	Expense Ratio	1.29%
Manager Name	George Thomas	Inc/Acc	Acc		
Manager Start Date	01/04/2022	ISIN	INF082J01069		
NAV (23/01/2023)	INR 82.54				
Total Net Assets (mil)	1,154.90 INR				

(31/12/2022)