

SBI Small Cap Fund Direct Plan Growth

Morningstar® Category

Category_INCA000054

Morningstar® Benchmark

S&P BSE Smallcap TR INR

Used throughout report

Fund Benchmark

S&P BSE 250 SmallCap Index TR INR

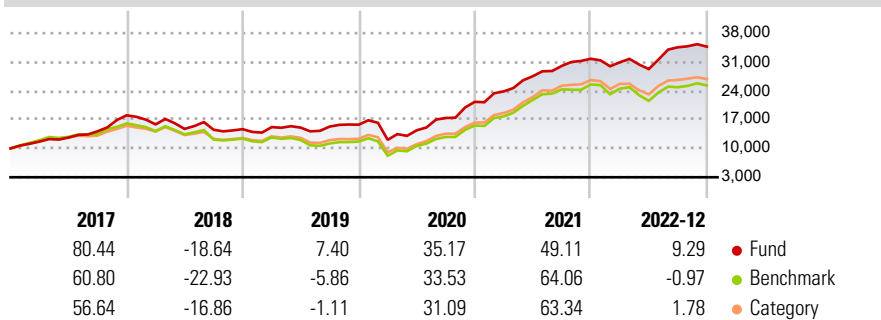
Morningstar Rating™

★★★★

Investment Objective

To provide investors with opportunities for long-term growth in capital along with the liquidity of an open-ended scheme by investing predominantly in a well diversified basket of equity stocks of small cap companies.

Performance



Risk Measures

Metric	Value	Metric	Value
3Y Alpha	4.01	3Y Sharpe Ratio	1.07
3Y Beta	0.82	3Y Std Dev	23.59
3Y R-Squared	94.42	3Y Risk	Low
3Y Info Ratio	0.09	5Y Risk	Low
3Y Tracking Error	7.59	10Y Risk	-

Calculations use S&P BSE Smallcap TR INR (where applicable)

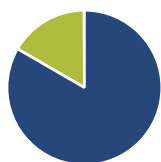
Trailing Returns %

Period	Fund	Bmark	Cat
3 Months	-2.55	0.00	-0.69
6 Months	9.06	7.03	8.31
1 Year	4.66	-3.94	-2.06
3 Years Annualised	26.72	25.68	27.66
5 Years Annualised	13.10	8.73	11.83

Quarterly Returns %

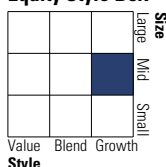
Year	Q1	Q2	Q3	Q4
2023	-	-	-	-
2022	-2.68	-5.33	18.07	0.47
2021	11.95	15.44	9.10	5.76
2020	-23.37	19.24	20.79	22.47
2019	3.41	-0.79	1.67	2.96

Portfolio 31/12/2022



Asset Class	Allocation %	Net
Stocks	83.35	83.35
Bonds	0.00	0.00
Cash	16.54	16.54
Other	0.11	0.11

Equity Style Box™

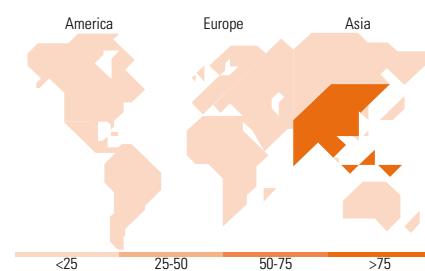


Mkt Cap %

Mkt Cap	Fund
Giant	0.00
Large	3.66
Medium	76.12
Small	19.18
Micro	1.04

Average Mkt Cap (Mil)

Metric	Fund
Ave Mkt Cap INR	99,460.16



Top Holdings

Holding Name	Sector	%
Blue Star Ltd	Consumer Cyclical	3.67
Vedant Fashions Ltd	Textiles	3.05
V-Guard Industries Ltd	Textiles	2.90
Finolex Industries Ltd	Textiles	2.86
Carborundum Universal Ltd	Textiles	2.82
Lemon Tree Hotels Ltd	Hotels, Resorts & Travel Services	2.79
Elgi Equipments Ltd	Industrial Machinery	2.73
Sheela Foam Ltd	Textiles	2.66
Fine Organic Industries Ltd...	Textiles	2.62
Triveni Turbine Ltd	Textiles	2.62
Assets in Top 10 Holdings %		28.71
Total Number of Equity Holdings		52
Total Number of Bond Holdings		0

Stock Sector Weightings %

Sector	Fund
Cyclical	47.68
Basic Materials	13.99
Consumer Cyclical	26.45
Financial Services	6.44
Real Estate	0.81
Sensitive	43.51
Communication Services	2.48
Energy	-
Industrials	41.03
Technology	-
Defensive	8.81
Consumer Defensive	5.37
Healthcare	3.27
Utilities	0.17

World Regions %

Region	Fund
Americas	0.00
United States	0.00
Canada	0.00
Latin America	0.00
Greater Europe	0.00
United Kingdom	0.00
Eurozone	0.00
Europe - ex Euro	0.00
Europe - Emerging	0.00
Africa	0.00
Middle East	0.00
Greater Asia	100.00
Japan	0.00
Australasia	0.00
Asia - Developed	0.00
Asia - Emerging	100.00

Operations

Fund Company	SBI Funds Management Ltd	Share Class Size (mil)	-	Minimum Initial Purchase	5,000 INR
Phone	022 - 61793000	Domicile	India	Minimum Additional Purchase	1,000 INR
Website	www.sbimf.com	Currency	INR	Exit Load	1.00% - 0-1 years
Inception Date	01/01/2013	UCITS	-		0.00% - >1 years
Manager Name	R. Srinivasan	Inc/Acc	Acc	Expense Ratio	0.71%
Manager Start Date	16/11/2013	ISIN	INF200K01T51		
NAV (23/01/2023)	INR 124.43				
Total Net Assets (mil)	153,480.86 INR				

(31/12/2022)