

HDFC Top 100 Fund Growth

Morningstar® Category

India OE Large Cap

Morningstar® Benchmark

S&P BSE 100 India TR INR

Used throughout report

Fund Benchmark

IISL Nifty 100 TR INR

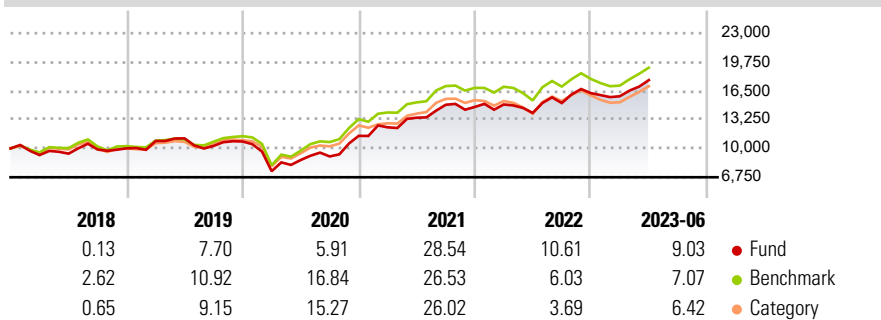
Morningstar Rating™

★★★

Investment Objective

To provide long-term capital appreciation/income by investing predominantly in Large-Cap companies. There is no assurance that the investment objective of the Scheme will be realized.

Performance



Risk Measures

3Y Alpha	1.56	3Y Sharpe Ratio	1.34
3Y Beta	0.99	3Y Std Dev	15.28
3Y R-Squared	88.49	3Y Risk	abv avg
3Y Info Ratio	0.30	5Y Risk	High
3Y Tracking Error	5.20	10Y Risk	High

Calculations use S&P BSE 100 India TR INR (where applicable)

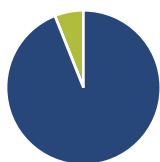
Trailing Returns %

	Fund	Bmark	Cat
3 Months	10.90	11.80	12.47
6 Months	9.77	8.82	7.72
1 Year	26.96	24.58	22.62
3 Years Annualised	25.82	24.40	22.36
5 Years Annualised	13.81	13.92	12.68

Quarterly Returns %

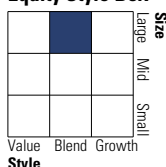
	Q1	Q2	Q3	Q4
2023	-2.17	11.44	-	-
2022	1.91	-6.37	7.94	7.40
2021	8.40	8.80	10.79	-1.63
2020	-31.07	16.99	4.65	25.49
2019	8.24	2.71	-7.54	4.78

Portfolio 31/05/2023



Asset Allocation %	Net
Stocks	93.97
Bonds	0.00
Cash	6.03
Other	0.00

Equity Style Box™

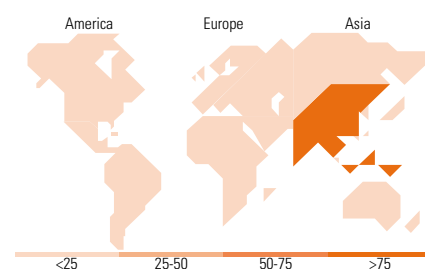


Mkt Cap %

Mkt Cap %	Fund
Giant	81.16
Large	18.52
Medium	0.32
Small	0.00
Micro	0.00

Average Mkt Cap (Mil)

Average Mkt Cap (Mil)	Fund
Ave Mkt Cap INR	3,386.42
	1.61



Top Holdings

Holding Name	Sector	%
ICICI Bank Ltd	Banking	9.34
HDFC Bank Ltd	Banking	8.28
Reliance Industries Ltd	Oil & Gas	6.27
ITC Ltd Shs Dematerialised	FMCG	5.86
Infosys Ltd	IT	5.38
Housing Development Finance...	Real Estate	4.69
NTPC Ltd Shs Dematerialised	Power	3.99
Axis Bank Ltd	Banking	3.63
State Bank of India	Banking	3.59
Larsen & Toubro Ltd	Engineering	3.59
Assets in Top 10 Holdings %		54.62
Total Number of Equity Holdings		50
Total Number of Bond Holdings		0

Stock Sector Weightings %

Stock Sector Weightings %	Fund
Cyclical	48.75
Basic Materials	3.44
Consumer Cyclical	6.40
Financial Services	38.91
Real Estate	-
Sensitive	31.61
Communication Services	3.96
Energy	11.08
Industrials	6.07
Technology	10.50
Defensive	19.64
Consumer Defensive	9.21
Healthcare	6.18
Utilities	4.25

World Regions %

World Regions %	Fund
Americas	0.00
United States	0.00
Canada	0.00
Latin America	0.00
Greater Europe	0.00
United Kingdom	0.00
Eurozone	0.00
Europe - ex Euro	0.00
Europe - Emerging	0.00
Africa	0.00
Middle East	0.00
Greater Asia	100.00
Japan	0.00
Australasia	0.00
Asia - Developed	0.00
Asia - Emerging	100.00

Operations

Fund Company	HDFC Asset Management Co Ltd	Share Class Size (mil)	-	Minimum Initial Purchase	100 INR
Phone	+91 22 66316333	Domicile	India	Minimum Additional Purchase	100 INR
Website	www.hdfcfund.com	Currency	INR	Exit Load	1.00% - 0-1 years
Inception Date	11/10/1996	UCITS	-		0.00% - >1 years
Manager Name	Rahul Bajjal	Inc/Acc	Acc	Expense Ratio	1.70%
Manager Start Date	29/07/2022	ISIN	INF179K01BE2		
NAV (05/07/2023)	INR 827.21				
Total Net Assets (mil)	238,213.39 INR				

(31/05/2023)