

Nippon India Large Cap Fund - Growth

Morningstar® Category

India OE Large Cap

Morningstar® Benchmark

S&P BSE 100 India TR INR

Used throughout report

Fund Benchmark

S&P BSE 100 India TR INR

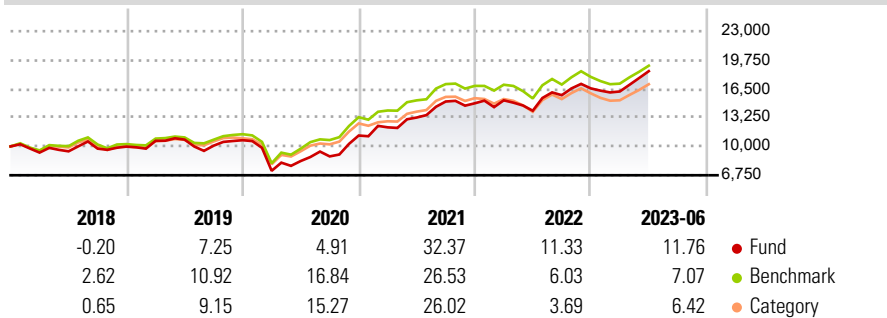
Morningstar Rating™

★★★★

Investment Objective

The primary investment objective of the scheme is to seek to generate long term capital appreciation by investing predominantly into equity and equity related instruments of large cap companies. The secondary objective is to generate consistent returns by investing in debt, money market securities, REITs and InvTs. However, there can be no assurance that the investment objective of the Scheme will be realized.

Performance



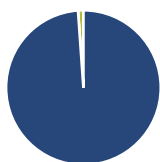
Risk Measures

3Y Alpha	3.56	3Y Sharpe Ratio	1.46
3Y Beta	1.04	3Y Std Dev	16.11
3Y R-Squared	88.12	3Y Risk	abv avg
3Y Info Ratio	0.92	5Y Risk	High
3Y Tracking Error	5.60	10Y Risk	High

Calculations use S&P BSE 100 India TR INR (where applicable)

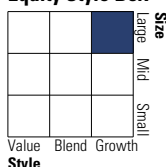
Trailing Returns %	Fund	Bmark	Cat	Quarterly Returns %	Q1	Q2	Q3	Q4
3 Months	14.12	11.80	12.47	2023	-2.11	14.17	-	-
6 Months	13.45	8.82	7.72	2022	2.29	-7.75	12.51	4.85
1 Year	31.24	24.58	22.62	2021	8.26	9.08	13.62	-1.34
3 Years Annualised	29.55	24.40	22.36	2020	-32.27	15.20	6.30	26.48
5 Years Annualised	14.57	13.92	12.68	2019	6.57	1.28	-6.36	6.12

Portfolio 31/05/2023



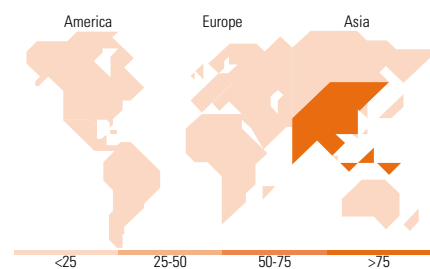
Asset Allocation %	Net
Stocks	98.88
Bonds	0.00
Cash	1.12
Other	0.00

Equity Style Box™



Mkt Cap %	Fund
Giant	59.71
Large	31.26
Medium	8.46
Small	0.57
Micro	0.00

Average Mkt Cap (Mil)	Fund
Ave Mkt Cap INR	2,012,533.69



Top Holdings

Holding Name	Sector	%
Reliance Industries Ltd	🏭	7.67
ICICI Bank Ltd	🏦	6.36
Housing Development Finance...	🏠	5.59
HDFC Bank Ltd	🏦	4.80
State Bank of India	🏦	4.71
ITC Ltd Shs Dematerialised	🏭	4.40
Larsen & Toubro Ltd	🏭	4.20
Axis Bank Ltd	🏦	3.87
Indian Hotels Co Ltd	🏨	3.57
HCL Technologies Ltd	💻	3.23
Assets in Top 10 Holdings %		48.41
Total Number of Equity Holdings		60
Total Number of Bond Holdings		0

Stock Sector Weightings %

Stock Sector Weightings %	Fund
Cyclical	54.67
Basic Materials	2.69
Consumer Cyclical	14.00
Financial Services	37.98
Real Estate	-
Sensitive	30.43
Communication Services	1.39
Energy	10.24
Industrials	11.12
Technology	7.67
Defensive	14.90
Consumer Defensive	8.95
Healthcare	4.48
Utilities	1.48

World Regions %

World Regions %	Fund
Americas	0.00
United States	0.00
Canada	0.00
Latin America	0.00
Greater Europe	0.00
United Kingdom	0.00
Eurozone	0.00
Europe - ex Euro	0.00
Europe - Emerging	0.00
Africa	0.00
Middle East	0.00
Greater Asia	100.00
Japan	0.00
Australasia	0.00
Asia - Developed	0.00
Asia - Emerging	100.00

Operations

Fund Company	Nippon Life India Asset Management Ltd	Share Class Size (mil)	-	Minimum Initial Purchase	100 INR
Phone	022-68087000/18602660111	Domicile	India	Minimum Additional Purchase	100 INR
Website	https://mf.nipponindiaim.com/	Currency	INR	Exit Load	1.00% - 0-7 days
Inception Date	08/08/2007	UCITS	-		0.00% - >7 days
Manager Name	Sailesh Raj Bhan	Inc/Acc	Acc	Expense Ratio	1.74%
Manager Start Date	08/08/2007	ISIN	INF204K01562		
NAV (05/07/2023)	INR 62.25				

Nippon India Large Cap Fund - Growth

Total Net Assets (mil) 141,710.20 INR

(31/05/2023)