

Axis Long Term Equity Fund Growth

Morningstar® Category

India ELSS (Tax Savings)

Morningstar® Benchmark

S&P BSE 200 India TR INR

Used throughout report

Fund Benchmark

IISL Nifty 500 TR INR

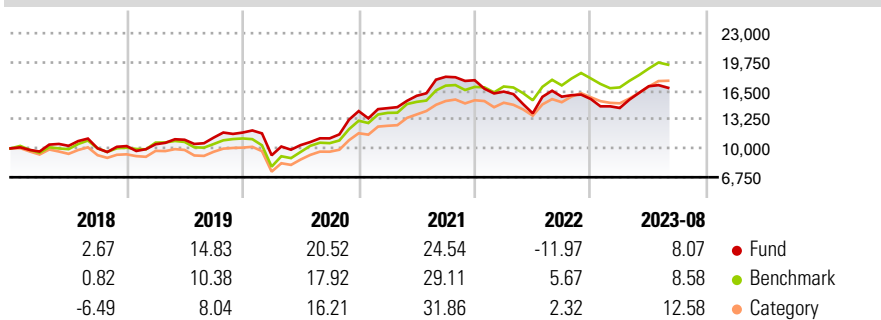
Morningstar Rating™

★★★

Investment Objective

To generate income and long-term capital appreciation from a diversified portfolio of predominantly equity and equity-related securities. However, there can be no assurance that the investment objective of the Scheme will be achieved.

Performance



Risk Measures

3Y Alpha	-8.26	3Y Sharpe Ratio	0.60
3Y Beta	1.14	3Y Std Dev	17.91
3Y R-Squared	85.72	3Y Risk	High
3Y Info Ratio	-1.05	5Y Risk	bel avg
3Y Tracking Error	7.10	10Y Risk	bel avg

Calculations use S&P BSE 200 India TR INR (where applicable)

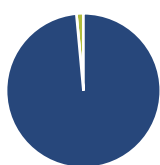
Trailing Returns %

	Fund	Bmark	Cat
3 Months	4.17	7.88	9.34
6 Months	15.11	15.23	16.59
1 Year	4.39	12.11	15.86
3 Years Annualised	15.09	23.07	23.49
5 Years Annualised	9.46	13.14	12.98

Quarterly Returns %

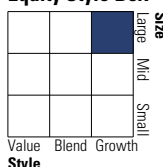
	Q1	Q2	Q3	Q4
2023	-6.51	16.86	-	-
2022	-7.26	-14.94	13.46	-1.65
2021	2.35	9.59	13.46	-2.15
2020	-21.75	12.48	7.28	27.62
2019	2.02	4.83	2.19	5.08

Portfolio 31/07/2023



Asset Allocation %	Net
Stocks	98.54
Bonds	0.00
Cash	1.46
Other	0.00

Equity Style Box™

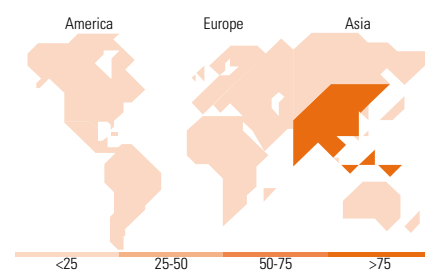


Mkt Cap %

	Fund
Giant	48.54
Large	47.09
Medium	3.65
Small	0.61
Micro	0.11

Average Mkt Cap (Mil)

	Fund
Ave Mkt Cap INR	1,550,75
	4.01



Top Holdings

Holding Name	Sector	%
Bajaj Finance Ltd	Financial Services	9.34
Avenue Supermarts Ltd	Consumer Cyclical	8.15
Tata Consultancy Services...	Information Technology	7.45
Nestle India Ltd	Consumer Defensive	6.67
Info Edge (India) Ltd	Information Technology	5.85
Pidilite Industries Ltd	Utilities	5.36
Torrent Power Ltd	Energy	5.21
HDFC Bank Ltd	Financial Services	5.02
Divi's Laboratories Ltd	Pharmaceuticals	4.78
Cholamandalam Investment and...	Financial Services	4.77
Assets in Top 10 Holdings %		62.60
Total Number of Equity Holdings		40
Total Number of Bond Holdings		0

Stock Sector Weightings %

	Fund
Cyclical	52.37
Basic Materials	13.67
Consumer Cyclical	9.16
Financial Services	29.55
Real Estate	-
Sensitive	19.71
Communication Services	5.94
Energy	-
Industrials	3.47
Technology	10.30
Defensive	27.92
Consumer Defensive	15.05
Healthcare	7.59
Utilities	5.28

World Regions %

	Fund
Americas	0.00
United States	0.00
Canada	0.00
Latin America	0.00
Greater Europe	0.00
United Kingdom	0.00
Eurozone	0.00
Europe - ex Euro	0.00
Europe - Emerging	0.00
Africa	0.00
Middle East	0.00
Greater Asia	100.00
Japan	0.00
Australasia	0.00
Asia - Developed	0.00
Asia - Emerging	100.00

Operations

Fund Company	Axis Asset Management Company Limited	Share Class Size (mil)	-	Minimum Initial Purchase	500 INR
Phone	+91 22 43255161	Domicile	India	Minimum Additional Purchase	500 INR
Website	www.axismf.com	Currency	INR	Exit Load	0.00% - >0 years
Inception Date	29/12/2009	UCITS	-	Expense Ratio	1.55%
Manager Name	Ashish Naik	Inc/Acc	Acc		
Manager Start Date	03/08/2023	ISIN	INF846K01131		
NAV (06/09/2023)	INR 71.74				
Total Net Assets (mil)	322,236.68 INR				

(31/07/2023)