

Canara Robeco Equity Taxsaver Growth

Morningstar® Category

India ELSS (Tax Savings)

Morningstar® Benchmark

S&P BSE 200 India TR INR

Used throughout report

Fund Benchmark

S&P BSE 500 India TR INR

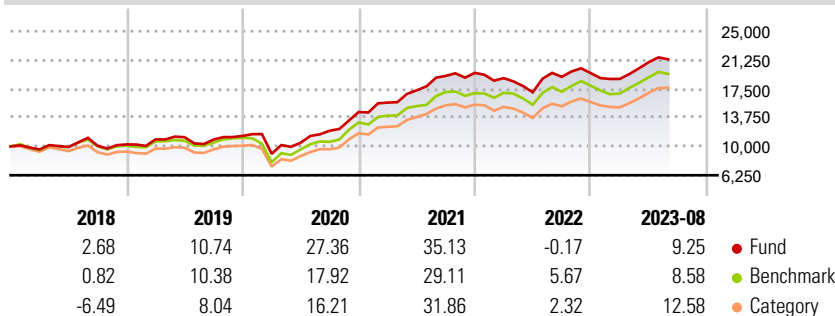
Morningstar Rating™

★★★

Investment Objective

ELSS seeking to provide long term capital appreciation by predominantly investing in equities to facilitate the subscribers to seek tax benefits as provided under Section 80 C of the Income Tax Act, 1961. However, there can be no assurance that the investment objective of the scheme will be realized.

Performance



Risk Measures

3Y Alpha	2.15	3Y Sharpe Ratio	1.24
3Y Beta	0.88	3Y Std Dev	13.47
3Y R-Squared	89.50	3Y Risk	Avg
3Y Info Ratio	0.08	5Y Risk	bel avg
3Y Tracking Error	4.72	10Y Risk	bel avg

Calculations use S&P BSE 200 India TR INR (where applicable)

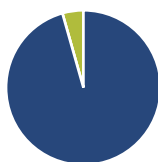
Trailing Returns %

	Fund	Bmark	Cat
3 Months	6.96	7.88	9.34
6 Months	13.48	15.23	16.59
1 Year	10.96	12.11	15.86
3 Years Annualised	22.95	23.07	23.49
5 Years Annualised	15.00	13.14	12.98

Quarterly Returns %

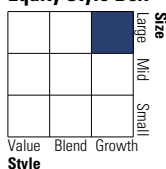
	Q1	Q2	Q3	Q4
2023	-3.82	11.63	-	-
2022	-3.48	-9.77	11.84	2.49
2021	8.43	10.19	10.85	2.03
2020	-20.45	15.87	14.92	20.23
2019	6.37	2.57	-2.76	4.38

Portfolio 31/07/2023



Asset Allocation %	Net
Stocks	95.61
Bonds	0.00
Cash	4.39
Other	0.00

Equity Style Box™

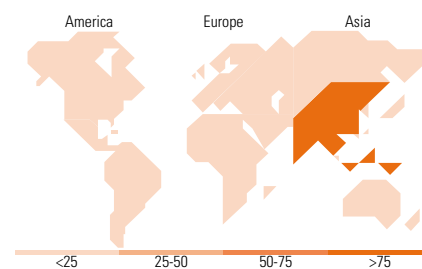


Mkt Cap %

	Fund
Giant	57.78
Large	32.36
Medium	9.38
Small	0.49
Micro	0.00

Average Mkt Cap (Mil)

	Fund
Ave Mkt Cap INR	2,160,46
	8.56



Top Holdings

Holding Name	Sector	%
HDFC Bank Ltd	Bank	9.63
ICICI Bank Ltd	Bank	6.72
Infosys Ltd	IT	5.24
Reliance Industries Ltd	Oil & Gas	4.74
State Bank of India	Bank	3.21
Bajaj Finance Ltd	Finance	2.84
Tata Consultancy Services...	IT	2.84
Axis Bank Ltd	Bank	2.36
Bharti Airtel Ltd	Telecom	2.23
Larsen & Toubro Ltd	Engineering	1.97
Assets in Top 10 Holdings %		41.79
Total Number of Equity Holdings		66
Total Number of Bond Holdings		0

Stock Sector Weightings %

	Fund
Cyclical	56.58
Basic Materials	6.86
Consumer Cyclical	13.27
Financial Services	34.90
Real Estate	1.56
Sensitive	29.15
Communication Services	2.35
Energy	5.74
Industrials	11.41
Technology	9.65
Defensive	14.27
Consumer Defensive	6.55
Healthcare	6.04
Utilities	1.68

World Regions %

	Fund
Americas	0.00
United States	0.00
Canada	0.00
Latin America	0.00
Greater Europe	0.00
United Kingdom	0.00
Eurozone	0.00
Europe - ex Euro	0.00
Europe - Emerging	0.00
Africa	0.00
Middle East	0.00
Greater Asia	100.00
Japan	0.00
Australasia	0.00
Asia - Developed	0.00
Asia - Emerging	100.00

Operations

Fund Company	Canara Robeco Asset Management Co. Ltd.	Share Class Size (mil)	-	Minimum Initial Purchase	500 INR
Phone	+91 22 66585000	Domicile	India	Minimum Additional Purchase	500 INR
Website	www.canararobeco.com	Currency	INR	Exit Load	0.00% - >0 years
Inception Date	02/02/2009	UCITS	-	Expense Ratio	1.75%
Manager Name	Vishal Mishra	Inc/Acc	Acc		
Manager Start Date	26/06/2021	ISIN	INF760K01100		
NAV (06/09/2023)	INR 130.46				
Total Net Assets (mil)	59,789.41 INR				

(31/07/2023)