

# Franklin India Taxshield Growth

## Morningstar® Category

India ELSS (Tax Savings)

## Morningstar® Benchmark

S&amp;P BSE 200 India TR INR

Used throughout report

## Fund Benchmark

IISL Nifty 500 TR INR

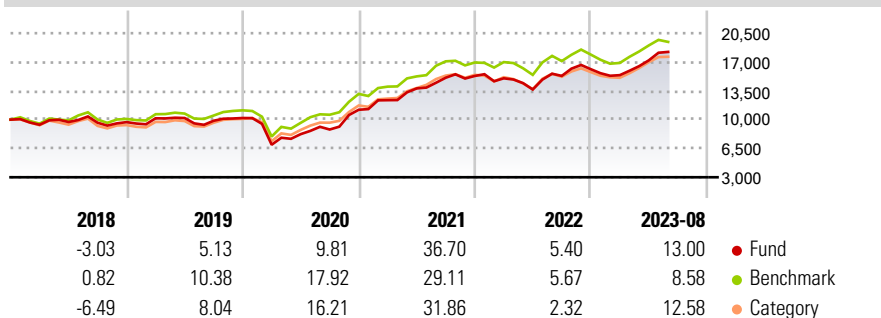
## Morningstar Rating™

★★★

### Investment Objective

The primary objective for Franklin India Taxshield is to provide medium to long term growth of capital along with income tax rebate.

### Performance



### Risk Measures

3Y Alpha	3.28	3Y Sharpe Ratio	1.28
3Y Beta	0.99	3Y Std Dev	15.38
3Y R-Squared	87.61	3Y Risk	abv avg
3Y Info Ratio	0.68	5Y Risk	abv avg
3Y Tracking Error	5.43	10Y Risk	Avg

Calculations use S&amp;P BSE 200 India TR INR (where applicable)

### Trailing Returns %

	Fund	Bmark	Cat
3 Months	11.94	7.88	9.34
6 Months	18.86	15.23	16.59
1 Year	18.92	12.11	15.86
3 Years Annualised	27.08	23.07	23.49
5 Years Annualised	12.77	13.14	12.98

### Quarterly Returns %

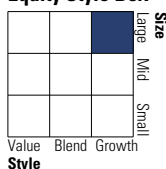
	Q1	Q2	Q3	Q4
2023	-4.50	11.66	-	-
2022	-1.88	-9.03	12.10	5.34
2021	10.42	11.57	9.40	1.43
2020	-31.85	18.52	6.83	27.25
2019	4.78	0.35	-3.26	3.36

### Portfolio 31/07/2023



Asset Allocation %	Net
Stocks	93.29
Bonds	0.00
Cash	6.71
Other	0.00

### Equity Style Box™

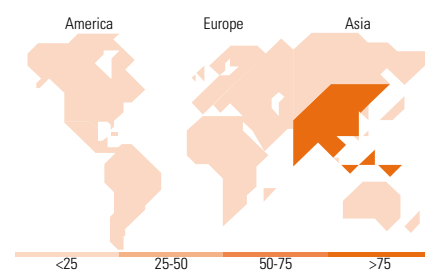


### Mkt Cap %

	Fund
Giant	55.70
Large	26.85
Medium	16.77
Small	0.68
Micro	0.00

### Average Mkt Cap (Mil)

	Fund
Ave Mkt Cap INR	1,694.96
	0.45



### Top Holdings

Holding Name	Sector	%
ICICI Bank Ltd	Banking	8.75
HDFC Bank Ltd	Banking	7.86
Larsen & Toubro Ltd	Engineering	5.62
Infosys Ltd	IT	4.91
Axis Bank Ltd	Banking	4.72
Bharti Airtel Ltd	Telecom	4.58
State Bank of India	Banking	3.54
United Spirits Ltd Shs...	Beverages	3.19
Grasim Industries Ltd	Chemicals	2.82
HCL Technologies Ltd	IT	2.77
Assets in Top 10 Holdings %		48.76
Total Number of Equity Holdings		49
Total Number of Bond Holdings		0

### Stock Sector Weightings %

	Fund
<b>Cyclical</b>	<b>50.63</b>
Basic Materials	6.53
Consumer Cyclical	12.11
Financial Services	31.99
Real Estate	-
<b>Sensitive</b>	<b>32.97</b>
Communication Services	4.92
Energy	4.34
Industrials	13.78
Technology	9.93
<b>Defensive</b>	<b>16.40</b>
Consumer Defensive	10.47
Healthcare	1.05
Utilities	4.88

### World Regions %

	Fund
<b>Americas</b>	<b>0.00</b>
United States	0.00
Canada	0.00
Latin America	0.00
<b>Greater Europe</b>	<b>0.00</b>
United Kingdom	0.00
Eurozone	0.00
Europe - ex Euro	0.00
Europe - Emerging	0.00
Africa	0.00
Middle East	0.00
<b>Greater Asia</b>	<b>100.00</b>
Japan	0.00
Australasia	0.00
Asia - Developed	0.00
Asia - Emerging	100.00

### Operations

Fund Company	Franklin Templeton Asst Mgmt(IND)Pvt Ltd	Share Class Size (mil)	-	Minimum Initial Purchase	500 INR
Phone	+91 22 6751 9100	Domicile	India	Minimum Additional Purchase	500 INR
Website	www.franklintempletonindia.com	Currency	INR	Exit Load	0.00% - >0 months
Inception Date	10/04/1999	UCITS	-	Expense Ratio	1.82%
Manager Name	Anand Radhakrishnan	Inc/Acc	Acc		
Manager Start Date	18/10/2021	ISIN	INF090I01775		
NAV (06/09/2023)	INR 1,052.24				
Total Net Assets (mil)	52,497.28 INR				

(31/07/2023)