

ICICI Prudential Bluechip Fund Growth

Morningstar® Category

India OE Large Cap

Morningstar® Benchmark

S&P BSE 100 India TR INR

Used throughout report

Fund Benchmark

IISL Nifty 100 TR INR

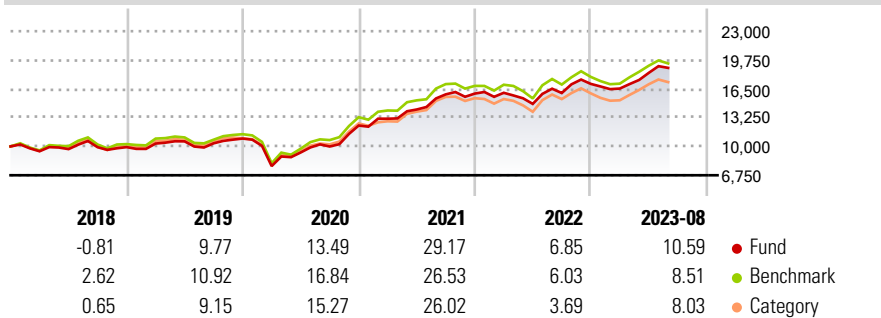
Morningstar Rating™

★★★★★

Investment Objective

To generate long term capital appreciation and income distribution to investors from a portfolio that is predominantly invested in equity and equity related securities of large cap companies. However, there can be no assurance or guarantee that the investment objective of the Scheme would be achieved.

Performance



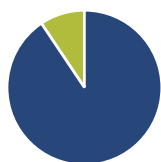
Risk Measures

3Y Alpha	2.32	3Y Sharpe Ratio	1.26
3Y Beta	0.90	3Y Std Dev	13.23
3Y R-Squared	95.23	3Y Risk	bel avg
3Y Info Ratio	0.35	5Y Risk	bel avg
3Y Tracking Error	3.20	10Y Risk	bel avg

Calculations use S&P BSE 100 India TR INR (where applicable)

Trailing Returns %	Fund	Bmark	Cat	Quarterly Returns %	Q1	Q2	Q3	Q4
3 Months	8.57	6.47	6.58	2023	-3.10	10.74	-	-
6 Months	14.52	13.16	13.55	2022	0.55	-7.81	8.30	6.43
1 Year	16.39	12.42	11.46	2021	6.22	7.92	12.04	0.57
3 Years Annualised	23.41	22.34	20.80	2020	-28.55	19.75	7.25	23.66
5 Years Annualised	12.92	12.71	11.67	2019	4.10	2.39	-2.06	5.15

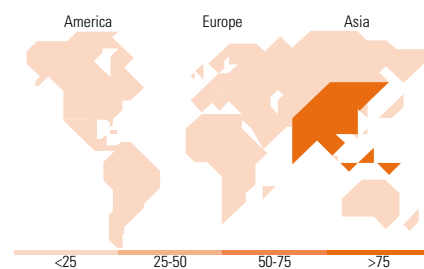
Portfolio 31/07/2023



Asset Allocation %	Net
Stocks	90.60
Bonds	0.00
Cash	9.40
Other	0.00

Equity Style Box™	Mkt Cap %	Fund
Giant		73.45
Large		24.52
Medium		1.93
Small		0.11
Micro		0.00

Average Mkt Cap (Mil)	Fund
Ave Mkt Cap INR	3,154.52
	1.76



Top Holdings

Holding Name	Sector	%
ICICI Bank Ltd	Banking	9.82
Reliance Industries Ltd	Oil & Gas	7.67
Larsen & Toubro Ltd	Engineering	7.43
HDFC Bank Ltd	Banking	6.18
Infosys Ltd	IT	5.59
Axis Bank Ltd	Banking	4.80
UltraTech Cement Ltd	Cement	3.95
Bharti Airtel Ltd	Telecom	3.51
Maruti Suzuki India Ltd	Automotive	3.38
ITC Ltd Shs Dematerialised	FMCG	2.54
Assets in Top 10 Holdings %		54.87
Total Number of Equity Holdings		68
Total Number of Bond Holdings		0

Stock Sector Weightings %

Stock Sector Weightings %	Fund
Cyclical	49.68
Basic Materials	6.58
Consumer Cyclical	10.75
Financial Services	31.21
Real Estate	1.15
Sensitive	37.69
Communication Services	4.43
Energy	12.41
Industrials	10.23
Technology	10.62
Defensive	12.63
Consumer Defensive	6.32
Healthcare	4.25
Utilities	2.06

World Regions %

World Regions %	Fund
Americas	0.90
United States	0.90
Canada	0.00
Latin America	0.00
Greater Europe	0.00
United Kingdom	0.00
Eurozone	0.00
Europe - ex Euro	0.00
Europe - Emerging	0.00
Africa	0.00
Middle East	0.00
Greater Asia	99.10
Japan	0.00
Australasia	0.00
Asia - Developed	0.00
Asia - Emerging	99.10

Operations

Fund Company	ICICI Prudential Asset Management Company Limited	Share Class Size (mil)	-	Minimum Initial Purchase	100 INR
Phone	+91 22 26428000	Domicile	India	Minimum Additional Purchase	100 INR
Website	www.icicipruamc.com	Currency	INR	Exit Load	1.00% - 0-1 years
Inception Date	23/05/2008	UCITS	-		0.00% - >1 years
Manager Name	Anish Tawakley	Inc/Acc	Acc	Expense Ratio	1.59%
Manager Start Date	05/09/2018	ISIN	INF109K01BL4		
NAV (06/09/2023)	INR 78.38				
Total Net Assets (mil)	402,857.12 INR				

(31/07/2023)