

# Kotak Emerging Equity Scheme Growth

## Morningstar® Category

India OE Small/Mid Cap

## Morningstar® Benchmark

S&amp;P BSE Midcap TR INR

Used throughout report

## Fund Benchmark

IISL Nifty Midcap 150 TR INR

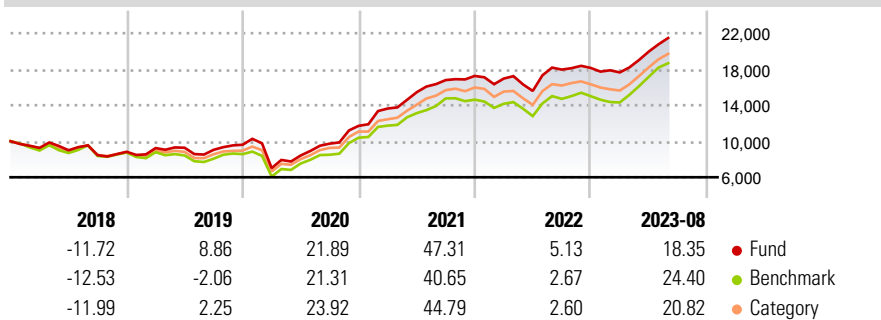
## Morningstar Rating™

★★★★

### Investment Objective

The investment objective of the scheme is to generate long-term capital appreciation from a portfolio of equity and equity related securities, by investing predominantly in mid companies. The scheme may also invest in debt and money market instruments, as per the asset allocation table. There is no assurance that the investment objective of the scheme will be achieved.

### Performance



### Risk Measures

3Y Alpha	3.59	3Y Sharpe Ratio	1.65
3Y Beta	0.87	3Y Std Dev	14.38
3Y R-Squared	90.19	3Y Risk	bel avg
3Y Info Ratio	0.21	5Y Risk	Avg
3Y Tracking Error	4.95	10Y Risk	Avg

Calculations use S&amp;P BSE Midcap TR INR (where applicable)

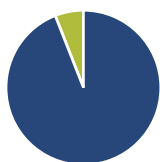
### Trailing Returns %

	Fund	Bmark	Cat
3 Months	14.17	17.64	15.43
6 Months	20.93	30.57	25.18
1 Year	19.38	26.52	21.81
3 Years Annualised	31.83	30.98	30.22
5 Years Annualised	18.73	15.80	16.47

### Quarterly Returns %

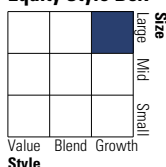
	Q1	Q2	Q3	Q4
2023	-2.73	13.14	-	-
2022	-1.71	-8.09	15.20	1.02
2021	16.36	13.30	8.73	2.76
2020	-27.00	19.92	15.64	20.39
2019	4.67	0.39	-2.46	6.21

### Portfolio 31/07/2023



Asset Allocation %	Net
Stocks	94.05
Bonds	0.00
Cash	5.95
Other	0.00

### Equity Style Box™

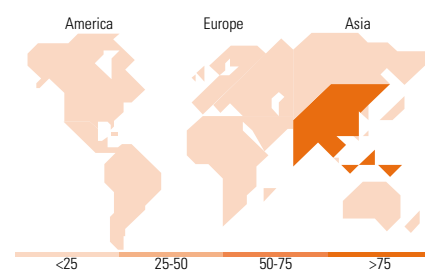


### Mkt Cap %

	Fund
Giant	4.70
Large	54.11
Medium	40.07
Small	1.11
Micro	0.00

### Average Mkt Cap (Mil)

	Fund
Ave Mkt Cap INR	376,843.18



### Top Holdings

Holding Name	Sector	%
Supreme Industries Ltd	Industrial	4.78
Cummins India Ltd	Industrial	3.68
Schaeffler India Ltd Shs...	Industrial	3.56
Persistent Systems Ltd	IT	2.88
SKF India Ltd Shs...	Industrial	2.87
Oberoi Realty Ltd	Real Estate	2.70
Kajaria Ceramics Ltd	Industrial	2.62
Thermax Ltd	Industrial	2.54
Solar Industries India Ltd	Industrial	2.46
PI Industries Ltd	Industrial	2.42
Assets in Top 10 Holdings %		30.51
Total Number of Equity Holdings		79
Total Number of Bond Holdings		0

### Stock Sector Weightings %

	Fund
<b>Cyclical</b>	<b>60.00</b>
Basic Materials	21.09
Consumer Cyclical	22.30
Financial Services	13.72
Real Estate	2.88
<b>Sensitive</b>	<b>30.04</b>
Communication Services	-
Energy	0.82
Industrials	24.63
Technology	4.59
<b>Defensive</b>	<b>9.96</b>
Consumer Defensive	2.21
Healthcare	6.95
Utilities	0.79

### World Regions %

	Fund
<b>Americas</b>	<b>0.00</b>
United States	0.00
Canada	0.00
Latin America	0.00
<b>Greater Europe</b>	<b>0.00</b>
United Kingdom	0.00
Eurozone	0.00
Europe - ex Euro	0.00
Europe - Emerging	0.00
Africa	0.00
Middle East	0.00
<b>Greater Asia</b>	<b>100.00</b>
Japan	0.00
Australasia	0.00
Asia - Developed	0.00
Asia - Emerging	100.00

### Operations

Fund Company	Kotak Mahindra Asset Management Co Ltd	Share Class Size (mil)	-	Minimum Initial Purchase	100 INR
Phone	+91 22 61152100	Domicile	India	Minimum Additional Purchase	100 INR
Website	www.kotakmf.com	Currency	INR	Exit Load	1.00% - 0-1 years
Inception Date	30/03/2007	UCITS	-		0.00% - >1 years
Manager Name	Pankaj Tibrewal	Inc/Acc	Acc	Expense Ratio	1.53%
Manager Start Date	21/06/2010	ISIN	INF174K01DS9		
NAV (06/09/2023)	INR 92.38				
Total Net Assets (mil)	313,888.85 INR				

(31/07/2023)