

Nippon India Small Cap Fund - Growth

Morningstar® Category

Category_INCA000054

Morningstar® Benchmark

S&P BSE Smallcap TR INR

Used throughout report

Fund Benchmark

IISL Nifty Smallcap 250 TR INR

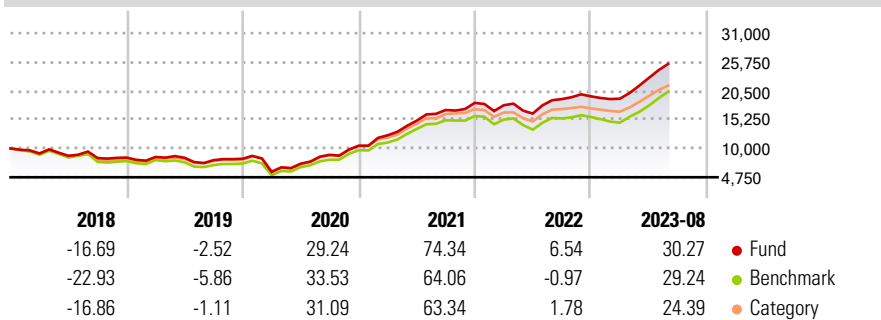
Morningstar Rating™

★★★★

Investment Objective

The primary investment objective of the scheme is to generate long term capital appreciation by investing predominantly in equity and equity related instruments of small cap companies and the secondary objective is to generate consistent returns by investing in debt and money market securities.

Performance



Risk Measures

3Y Alpha	6.70	3Y Sharpe Ratio	2.03
3Y Beta	0.90	3Y Std Dev	16.49
3Y R-Squared	95.73	3Y Risk	abv avg
3Y Info Ratio	1.43	5Y Risk	Avg
3Y Tracking Error	3.85	10Y Risk	abv avg

Calculations use S&P BSE Smallcap TR INR (where applicable)

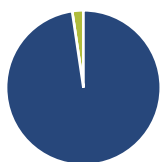
Trailing Returns %

	Fund	Bmark	Cat
3 Months	18.68	22.25	16.20
6 Months	33.54	35.78	27.87
1 Year	36.33	31.60	26.12
3 Years Annualised	44.54	38.65	37.58
5 Years Annualised	22.81	18.79	20.05

Quarterly Returns %

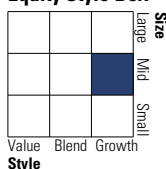
	Q1	Q2	Q3	Q4
2023	-2.24	19.86	-	-
2022	-2.34	-8.48	16.11	2.66
2021	18.14	21.45	12.90	7.63
2020	-29.78	26.64	22.36	18.77
2019	1.42	-1.82	-5.16	3.24

Portfolio 31/08/2023



Asset Allocation %	Net
Stocks	97.66
Bonds	0.00
Cash	2.34
Other	0.00

Equity Style Box™

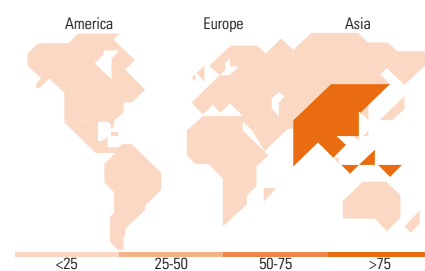


Mkt Cap %

Mkt Cap %	Fund
Giant	6.59
Large	16.36
Medium	54.18
Small	21.87
Micro	1.00

Average Mkt Cap (Mil)

Average Mkt Cap (Mil)	Fund
Ave Mkt Cap INR	155,568.
	76



Top Holdings

Holding Name	Sector	%
Tube Investments of India...	Consumer Cyclical	2.59
HDFC Bank Ltd	Financial Services	1.82
Apar Industries Ltd Shs...	Consumer Cyclical	1.63
KPIT Technologies Ltd	Information Technology	1.53
CreditAccess Grameen Ltd...	Financial Services	1.52
Voltamp Transformers Ltd Shs...	Consumer Cyclical	1.37
Tejas Networks Ltd	Information Technology	1.37
Bharat Heavy Electricals Ltd	Industrial Goods	1.21
ELANTAS Beck India Ltd	Consumer Cyclical	1.20
NIIT Learning Systems Ltd	Information Technology	1.18
Assets in Top 10 Holdings %		15.43
Total Number of Equity Holdings		196
Total Number of Bond Holdings		0

Stock Sector Weightings %

Stock Sector Weightings %	Fund
Cyclical	39.81
Basic Materials	12.56
Consumer Cyclical	12.44
Financial Services	14.56
Real Estate	0.25
Sensitive	44.63
Communication Services	1.74
Energy	1.02
Industrials	32.78
Technology	9.08
Defensive	15.56
Consumer Defensive	7.75
Healthcare	7.23
Utilities	0.59

World Regions %

World Regions %	Fund
Americas	0.00
United States	0.00
Canada	0.00
Latin America	0.00
Greater Europe	0.00
United Kingdom	0.00
Eurozone	0.00
Europe - ex Euro	0.00
Europe - Emerging	0.00
Africa	0.00
Middle East	0.00
Greater Asia	100.00
Japan	0.00
Australasia	0.00
Asia - Developed	0.00
Asia - Emerging	100.00

Operations

Fund Company	Nippon Life India Asset Management Ltd	Share Class Size (mil)	-	Minimum Initial Purchase	5,000 INR
Phone	022-6808 7000/18602660111	Domicile	India	Minimum Additional Purchase	1,000 INR
Website	https://mf.nipponindiaim.com/	Currency	INR	Exit Load	1.00% - 0-1 months
Inception Date	16/09/2010	UCITS	-		0.00% - >1 months
Manager Name	Samir Rachh	Inc/Acc	Acc	Expense Ratio	1.58%
Manager Start Date	02/01/2017	ISIN	INF204K01HY3		
NAV (06/09/2023)	INR 124.23				

Nippon India Small Cap Fund - Growth

Total Net Assets (mil) 365,395.48 INR

(31/08/2023)