

Parag Parikh Tax Saver Fund Regular Growth

Morningstar® Category

India ELSS (Tax Savings)

Morningstar® Benchmark

S&P BSE 200 India TR INR

Used throughout report

Fund Benchmark

IISL Nifty 500 TR INR

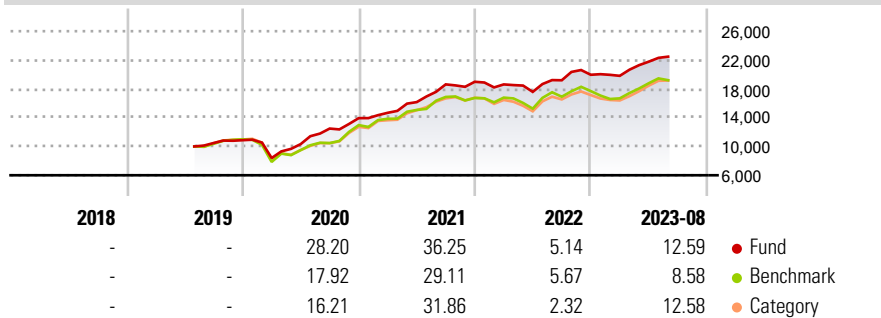
Morningstar Rating™

★★★★

Investment Objective

The investment objective of the Scheme is to generate long-term capital appreciation through a diversified portfolio of equity and equity related instruments. (80% of total assets in accordance with Equity Linked Saving Scheme, 2005 notified by Ministry of Finance) However, there can be no assurance or guarantee that the investment objective of the Scheme would be achieved.

Performance



Risk Measures

3Y Alpha	8.21	3Y Sharpe Ratio	1.67
3Y Beta	0.56	3Y Std Dev	10.43
3Y R-Squared	61.13	3Y Risk	Low
3Y Info Ratio	0.19	5Y Risk	-
3Y Tracking Error	9.11	10Y Risk	-

Calculations use S&P BSE 200 India TR INR (where applicable)

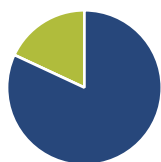
Trailing Returns %

	Fund	Bmark	Cat
3 Months	7.99	7.88	9.34
6 Months	13.17	15.23	16.59
1 Year	18.79	12.11	15.86
3 Years Annualised	24.70	23.07	23.49
5 Years Annualised	-	-	-

Quarterly Returns %

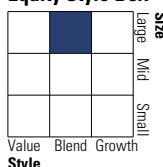
	Q1	Q2	Q3	Q4
2023	-0.75	9.94	-	-
2022	-1.93	-5.56	9.17	3.97
2021	5.31	10.13	15.23	1.95
2020	-22.76	22.98	20.93	11.59
2019	-	-	-	3.73

Portfolio 31/07/2023



Asset Allocation %	Net
Stocks	81.94
Bonds	0.00
Cash	18.06
Other	0.00

Equity Style Box™

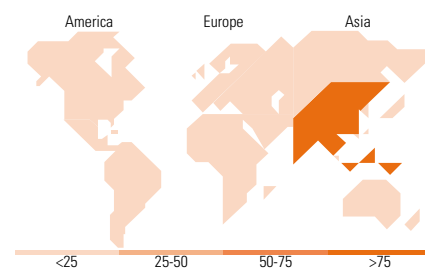


Mkt Cap %

Mkt Cap %	Fund
Giant	61.60
Large	21.71
Medium	7.21
Small	9.47
Micro	0.00

Average Mkt Cap (Mil)

Average Mkt Cap (Mil)	Fund
Ave Mkt Cap INR	1,678,43
	3.15



Top Holdings

Holding Name	Sector	%
HDFC Bank Ltd	Banking	7.98
Bajaj Holdings and...	Finance	7.19
ICICI Bank Ltd	Banking	5.68
Axis Bank Ltd	Banking	5.49
Power Grid Corp Of India Ltd	Utilities	5.42
Tata Consultancy Services...	IT	5.04
Coal India Ltd	Energy	5.00
HCL Technologies Ltd	IT	4.99
Maruti Suzuki India Ltd	Automotive	4.82
Maharashtra Scooters Ltd	Automotive	4.34
Assets in Top 10 Holdings %		55.96
Total Number of Equity Holdings		30
Total Number of Bond Holdings		0

Stock Sector Weightings %

Stock Sector Weightings %	Fund
Cyclical	52.14
Basic Materials	2.28
Consumer Cyclical	11.95
Financial Services	37.91
Real Estate	-
Sensitive	28.98
Communication Services	-
Energy	6.10
Industrials	1.87
Technology	21.01
Defensive	18.88
Consumer Defensive	7.30
Healthcare	4.96
Utilities	6.62

World Regions %

World Regions %	Fund
Americas	0.00
United States	0.00
Canada	0.00
Latin America	0.00
Greater Europe	0.00
United Kingdom	0.00
Eurozone	0.00
Europe - ex Euro	0.00
Europe - Emerging	0.00
Africa	0.00
Middle East	0.00
Greater Asia	100.00
Japan	0.00
Australasia	0.00
Asia - Developed	0.00
Asia - Emerging	100.00

Operations

Fund Company	PPFAS Asset Management Pvt. Ltd	Share Class Size (mil)	-	Minimum Initial Purchase	500 INR
Phone	+91 22 61406555	Domicile	India	Minimum Additional Purchase	500 INR
Website	www.amc.ppfas.com	Currency	INR	Exit Load	0.00% - >0 days
Inception Date	26/07/2019	UCITS	-	Expense Ratio	1.87%
Manager Name	Rajeev Thakkar	Inc/Acc	Acc		
Manager Start Date	26/07/2019	ISIN	INF879001092		
NAV (06/09/2023)	INR 22.83				
Total Net Assets (mil)	18,490.06 INR				

(31/07/2023)