

Quant Active Fund Growth

Morningstar® Category

Flexicap

Morningstar® Benchmark

S&P BSE 500 India TR INR

Used throughout report

Fund Benchmark

Nifty 500 Multicap 50:25:25 TR INR

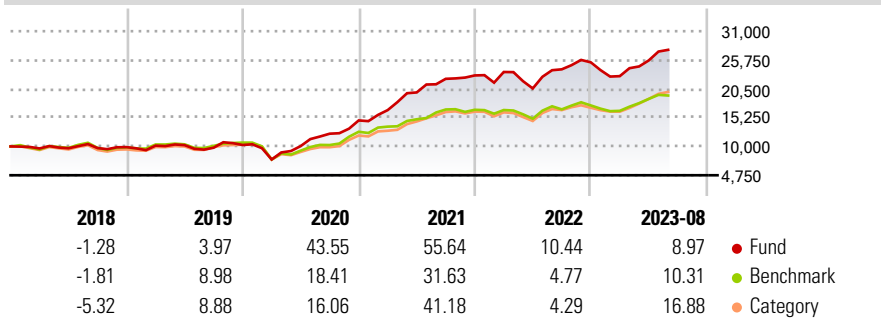
Morningstar Rating™

★★★★★

Investment Objective

The primary investment objective of the scheme is to seek to generate capital appreciation & provide long term growth opportunities by investing in a portfolio of Large Cap, Mid Cap and Small Cap companies. There is no assurance that the investment objective of the Scheme will be realized.

Performance



Risk Measures

3Y Alpha	9.26	3Y Sharpe Ratio	1.51
3Y Beta	0.92	3Y Std Dev	16.75
3Y R-Squared	62.79	3Y Risk	abv avg
3Y Info Ratio	0.91	5Y Risk	abv avg
3Y Tracking Error	10.33	10Y Risk	Avg

Calculations use S&P BSE 500 India TR INR (where applicable)

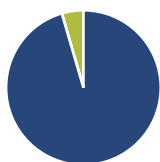
Trailing Returns %

	Fund	Bmark	Cat
3 Months	14.35	9.13	12.58
6 Months	20.34	16.83	21.70
1 Year	16.70	13.76	19.65
3 Years Annualised	33.40	24.12	28.08
5 Years Annualised	22.33	13.42	15.86

Quarterly Returns %

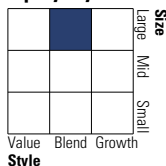
	Q1	Q2	Q3	Q4
2023	-9.94	12.57	-	-
2022	2.75	-12.74	16.96	5.31
2021	12.79	19.37	12.50	2.75
2020	-25.75	32.10	22.35	19.63
2019	2.82	0.84	-4.54	5.04

Portfolio 31/08/2023



Asset Allocation %	Net
Stocks	95.49
Bonds	0.00
Cash	4.50
Other	0.01

Equity Style Box™

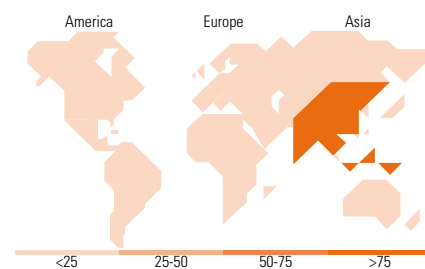


Mkt Cap %

Mkt Cap %	Fund
Giant	36.00
Large	28.11
Medium	26.41
Small	8.13
Micro	1.36

Average Mkt Cap (Mil)

Average Mkt Cap (Mil)	Fund
Ave Mkt Cap INR	677,352.69



Top Holdings

Holding Name	Sector	%
HDFC Bank Ltd	Bank	6.29
Reliance Industries Ltd	Oil & Gas	5.79
Aurobindo Pharma Ltd	Pharmaceuticals	4.57
State Bank of India	Bank	4.24
Jio Financial Services Ltd	Financial Services	4.16
Future on Reliance...	-	3.86
Linde India Ltd	Chemicals	3.26
Bikaji Foods International Ltd	Food & Beverage	3.05
Punjab National Bank	Bank	2.99
HFCL Ltd	IT	2.93
Assets in Top 10 Holdings %		41.14
Total Number of Equity Holdings		55
Total Number of Bond Holdings		0

Stock Sector Weightings %

Stock Sector Weightings %	Fund
Cyclical	50.90
Basic Materials	12.91
Consumer Cyclical	4.21
Financial Services	30.14
Real Estate	3.64
Sensitive	32.72
Communication Services	3.09
Energy	11.11
Industrials	10.57
Technology	7.94
Defensive	16.38
Consumer Defensive	5.90
Healthcare	9.93
Utilities	0.55

World Regions %

World Regions %	Fund
Americas	0.00
United States	0.00
Canada	0.00
Latin America	0.00
Greater Europe	0.00
United Kingdom	0.00
Eurozone	0.00
Europe - ex Euro	0.00
Europe - Emerging	0.00
Africa	0.00
Middle East	0.00
Greater Asia	100.00
Japan	0.00
Australasia	0.00
Asia - Developed	0.00
Asia - Emerging	100.00

Operations

Fund Company	Quant Money Managers Limited	Share Class Size (mil)	-	Minimum Initial Purchase	5,000 INR
Phone	022-62955000	Domicile	India	Minimum Additional Purchase	1,000 INR
Website	www.quantmutual.com	Currency	INR	Exit Load	1.00% - 0-15 days
Inception Date	12/02/2001	UCITS	-		0.00% - >15 days
Manager Name	Sanjeev Sharma	Inc/Acc	Acc	Expense Ratio	1.84%
Manager Start Date	01/02/2017	ISIN	INF966L01234		
NAV (06/09/2023)	INR 513.50				
Total Net Assets (mil)	56,881.86 INR				

(31/08/2023)