

Quant Small Cap Fund Growth

Morningstar® Category

Category_INCA000054

Morningstar® Benchmark

S&P BSE Smallcap TR INR

Used throughout report

Fund Benchmark

IISL Nifty Smallcap 250 TR INR

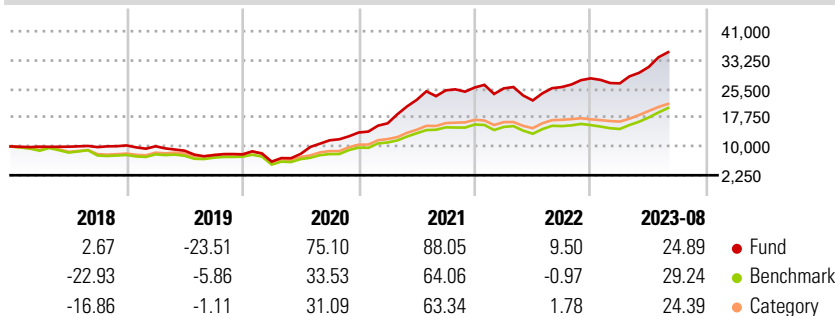
Morningstar Rating™

★★★★

Investment Objective

The primary investment objective of the scheme is to seek to generate capital appreciation & provide long-term growth opportunities by investing in a portfolio of small cap companies. There is no assurance that the investment objective of the Scheme will be realized.

Performance



Risk Measures

3Y Alpha	9.83	3Y Sharpe Ratio	1.94
3Y Beta	0.92	3Y Std Dev	19.25
3Y R-Squared	73.92	3Y Risk	High
3Y Info Ratio	1.03	5Y Risk	High
3Y Tracking Error	9.94	10Y Risk	Low

Calculations use S&P BSE Smallcap TR INR (where applicable)

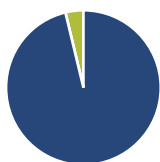
Trailing Returns %

	Fund	Bmark	Cat
3 Months	18.61	22.25	16.20
6 Months	28.56	35.78	27.87
1 Year	37.09	31.60	26.12
3 Years Annualised	48.75	38.65	37.58
5 Years Annualised	29.18	18.79	20.05

Quarterly Returns %

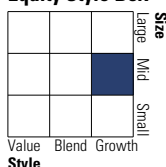
	Q1	Q2	Q3	Q4
2023	-4.77	16.38	-	-
2022	-0.95	-12.63	16.08	9.00
2021	18.02	38.80	11.35	3.10
2020	-24.67	35.20	45.77	17.94
2019	-2.12	-11.84	-13.58	2.57

Portfolio 31/08/2023



Asset Allocation %	Net
Stocks	96.25
Bonds	0.00
Cash	3.74
Other	0.01

Equity Style Box™

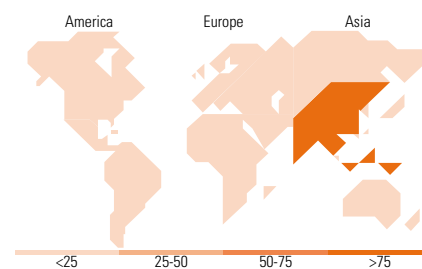


Mkt Cap %

Mkt Cap %	Fund
Giant	20.36
Large	6.23
Medium	50.42
Small	17.54
Micro	5.45

Average Mkt Cap (Mil)

Ave Mkt Cap INR	Fund
219,942.	85



Top Holdings

Holding Name	Sector	%
Reliance Industries Ltd	🔥	5.57
HDFC Bank Ltd	🏦	4.36
Future on Reliance...	-	3.99
Jio Financial Services Ltd	📱	3.79
Bikaji Foods International Ltd	🍲	2.99
Arvind Ltd	👕	2.85
Usha Martin Ltd	🏭	2.80
Jindal Stainless Ltd	🏭	2.61
Hindustan Copper Ltd	🏭	2.59
HFCL Ltd	📠	2.45
Assets in Top 10 Holdings %		34.01
Total Number of Equity Holdings		86
Total Number of Bond Holdings		0

Stock Sector Weightings %

Stock Sector Weightings %	Fund
Cyclical	50.50
Basic Materials	19.69
Consumer Cyclical	9.09
Financial Services	20.78
Real Estate	0.94
Sensitive	33.52
Communication Services	5.51
Energy	11.69
Industrials	13.25
Technology	3.07
Defensive	15.98
Consumer Defensive	6.35
Healthcare	8.96
Utilities	0.68

World Regions %

World Regions %	Fund
Americas	0.00
United States	0.00
Canada	0.00
Latin America	0.00
Greater Europe	0.00
United Kingdom	0.00
Eurozone	0.00
Europe - ex Euro	0.00
Europe - Emerging	0.00
Africa	0.00
Middle East	0.00
Greater Asia	100.00
Japan	0.00
Australasia	0.00
Asia - Developed	0.00
Asia - Emerging	100.00

Operations

Fund Company	Quant Money Managers Limited	Share Class Size (mil)	-	Minimum Initial Purchase	5,000 INR
Phone	022-62955000	Domicile	India	Minimum Additional Purchase	1,000 INR
Website	www.quantmutual.com	Currency	INR	Exit Load	1.00% - 0-1 years
Inception Date	23/09/1996	UCITS	-		0.00% - >1 years
Manager Name	Sanjeev Sharma	Inc/Acc	Acc	Expense Ratio	1.78%
	Vasav Sahgal	ISIN	INF966L01AA0		
Manager Start Date	01/02/2017				
NAV (06/09/2023)	INR 184.67				
Total Net Assets (mil)	80,751.42 INR				

(31/08/2023)