

# Quantum Tax Saving Fund - Regular Plan Growth Option

## Morningstar® Category

India ELSS (Tax Savings)

## Morningstar® Benchmark

S&amp;P BSE 200 India TR INR

Used throughout report

## Fund Benchmark

S&amp;P BSE 500 India TR INR

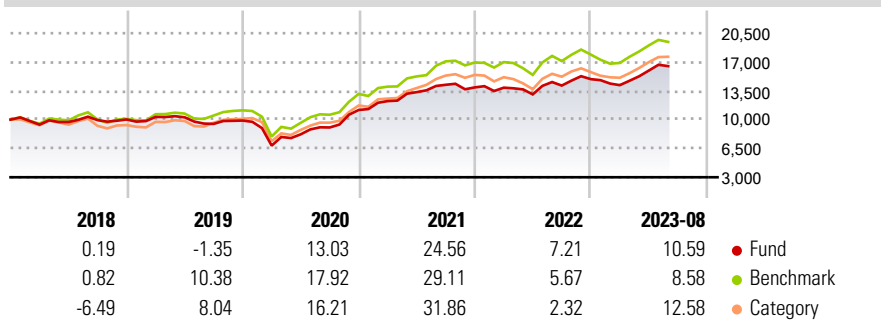
## Morningstar Rating™

★★

### Investment Objective

The investment objective of the Scheme is to achieve long-term capital appreciation by investing primarily in shares of companies that will typically be included in the S&P BSE 200 Index and are in a position to benefit from the anticipated growth and development of the Indian economy and its markets.

### Performance



### Risk Measures

3Y Alpha	2.28	3Y Sharpe Ratio	1.25
3Y Beta	0.84	3Y Std Dev	12.94
3Y R-Squared	89.15	3Y Risk	bel avg
3Y Info Ratio	-0.03	5Y Risk	bel avg
3Y Tracking Error	4.85	10Y Risk	bel avg

Calculations use S&amp;P BSE 200 India TR INR (where applicable)

### Trailing Returns %

	Fund	Bmark	Cat
3 Months	9.60	7.88	9.34
6 Months	14.96	15.23	16.59
1 Year	15.71	12.11	15.86
3 Years Annualised	23.19	23.07	23.49
5 Years Annualised	10.43	13.14	12.98

### Quarterly Returns %

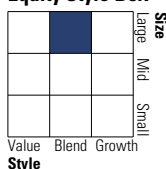
	Q1	Q2	Q3	Q4
2023	-4.91	12.48	-	-
2022	-0.24	-5.89	8.21	5.53
2021	9.65	8.91	6.66	-2.21
2020	-30.76	20.02	10.16	23.46
2019	3.10	-0.45	-7.77	4.22

### Portfolio 31/07/2023



Asset Allocation %	Net
Stocks	92.62
Bonds	0.00
Cash	7.38
Other	0.00

### Equity Style Box™

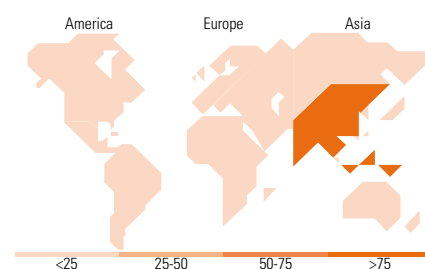


### Mkt Cap %

	Fund
Giant	50.89
Large	38.53
Medium	10.58
Small	0.00
Micro	0.00

### Average Mkt Cap (Mil)

	Fund
Ave Mkt Cap INR	1,878,18
	0.89



### Top Holdings

Holding Name	Sector	%
HDFC Bank Ltd	Bank	9.53
ICICI Bank Ltd	Bank	6.81
Infosys Ltd	IT	4.80
State Bank of India	Bank	4.73
Eicher Motors Ltd	Auto	4.38
Shriram Finance Ltd Shs...	Finance	3.97
Bajaj Auto Ltd	Auto	3.86
Hero MotoCorp Ltd	Auto	3.85
Wipro Ltd Shs Dematerialised	IT	3.82
NTPC Ltd Shs Dematerialised	Power	3.62
Assets in Top 10 Holdings %		49.38
Total Number of Equity Holdings		29
Total Number of Bond Holdings		0

### Stock Sector Weightings %

	Fund
<b>Cyclical</b>	<b>61.60</b>
Basic Materials	2.96
Consumer Cyclical	18.87
Financial Services	39.77
Real Estate	-
<b>Sensitive</b>	<b>23.53</b>
Communication Services	3.81
Energy	2.05
Industrials	0.91
Technology	16.77
<b>Defensive</b>	<b>14.86</b>
Consumer Defensive	-
Healthcare	6.54
Utilities	8.33

### World Regions %

	Fund
<b>Americas</b>	<b>0.00</b>
United States	0.00
Canada	0.00
Latin America	0.00
<b>Greater Europe</b>	<b>0.00</b>
United Kingdom	0.00
Eurozone	0.00
Europe - ex Euro	0.00
Europe - Emerging	0.00
Africa	0.00
Middle East	0.00
<b>Greater Asia</b>	<b>100.00</b>
Japan	0.00
Australasia	0.00
Asia - Developed	0.00
Asia - Emerging	100.00

### Operations

Fund Company	Quantum Asset Management Co Pvt. Ltd.	Share Class Size (mil)	-	Minimum Initial Purchase	500 INR
Phone	+91 22 61447800	Domicile	India	Minimum Additional Purchase	500 INR
Website	www.QuantumAMC.com	Currency	INR	Exit Load	0.00% - >0 years
Inception Date	23/12/2008	UCITS	-	Expense Ratio	1.79%
Manager Name	George Thomas	Inc/Acc	Acc		
Manager Start Date	01/04/2022	ISIN	INF082J01366		
NAV (06/09/2023)	INR 90.07				
Total Net Assets (mil)	1,378.97 INR				

(31/07/2023)