

# SBI Small Cap Fund Regular Plan Growth

## Morningstar® Category

Category\_INCA000054

## Morningstar® Benchmark

S&amp;P BSE Smallcap TR INR

Used throughout report

## Fund Benchmark

S&amp;P BSE 250 SmallCap Index TR INR

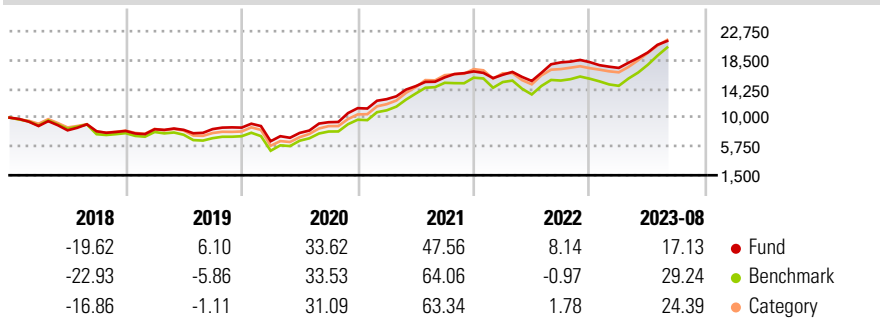
## Morningstar Rating™

★★★

### Investment Objective

To provide investors with opportunities for long-term growth in capital along with the liquidity of an open-ended scheme by investing predominantly in a well diversified basket of equity stocks of small cap companies.

### Performance



### Risk Measures

Metric	Value	Metric	Value
3Y Alpha	3.01	3Y Sharpe Ratio	1.77
3Y Beta	0.73	3Y Std Dev	13.95
3Y R-Squared	87.57	3Y Risk	Low
3Y Info Ratio	-0.84	5Y Risk	Low
3Y Tracking Error	6.91	10Y Risk	bel avg

Calculations use S&amp;P BSE Smallcap TR INR (where applicable)

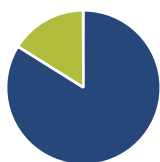
### Trailing Returns %

Period	Fund	Bmark	Cat
3 Months	13.22	22.25	16.20
6 Months	20.81	35.78	27.87
1 Year	17.36	31.60	26.12
3 Years Annualised	32.58	38.65	37.58
5 Years Annualised	19.34	18.79	20.05

### Quarterly Returns %

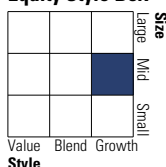
Year	Q1	Q2	Q3	Q4
2023	-4.68	13.14	-	-
2022	-2.95	-5.56	17.76	0.20
2021	11.66	15.10	8.82	5.51
2020	-23.60	18.83	20.46	22.17
2019	3.11	-1.07	1.35	2.63

### Portfolio 31/07/2023



Asset Class	Allocation %	Net
Stocks	83.89	83.89
Bonds	0.00	0.00
Cash	16.03	16.03
Other	0.08	0.08

### Equity Style Box™

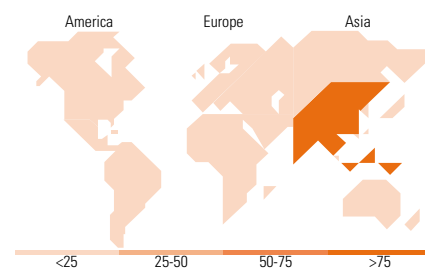


### Mkt Cap %

Mkt Cap	Fund
Giant	0.00
Large	3.48
Medium	75.12
Small	20.90
Micro	0.49

### Average Mkt Cap (Mil)

Metric	Fund
Ave Mkt Cap INR	116,627.98



### Top Holdings

Holding Name	Sector	%
Blue Star Ltd	Consumer Cyclical	3.68
CMS Info Systems Ltd	Information Technology	2.99
Carborundum Universal Ltd	Consumer Cyclical	2.99
Kalpataru Projects...	Real Estate	2.85
Elgi Equipments Ltd Shs...	Consumer Cyclical	2.68
Triveni Turbine Ltd	Consumer Cyclical	2.44
V-Guard Industries Ltd	Consumer Cyclical	2.41
Chalet Hotels Ltd	Consumer Cyclical	2.37
Krishna Institute of Medical...	Healthcare	2.36
Finolex Industries Ltd	Consumer Cyclical	2.33
Assets in Top 10 Holdings %		27.10
Total Number of Equity Holdings		54
Total Number of Bond Holdings		0

### Stock Sector Weightings %

Sector	Fund
<b>Cyclical</b>	<b>44.11</b>
Basic Materials	12.31
Consumer Cyclical	23.22
Financial Services	6.87
Real Estate	1.70
<b>Sensitive</b>	<b>43.49</b>
Communication Services	2.20
Energy	-
Industrials	41.30
Technology	-
<b>Defensive</b>	<b>12.40</b>
Consumer Defensive	5.19
Healthcare	3.85
Utilities	3.36

### World Regions %

Region	Fund
<b>Americas</b>	<b>0.00</b>
United States	0.00
Canada	0.00
Latin America	0.00
<b>Greater Europe</b>	<b>0.00</b>
United Kingdom	0.00
Eurozone	0.00
Europe - ex Euro	0.00
Europe - Emerging	0.00
Africa	0.00
Middle East	0.00
<b>Greater Asia</b>	<b>100.00</b>
Japan	0.00
Australasia	0.00
Asia - Developed	0.00
Asia - Emerging	100.00

### Operations

Fund Company	SBI Funds Management Ltd	Share Class Size (mil)	-	Minimum Initial Purchase	5,000 INR
Phone	022 - 61793000	Domicile	India	Minimum Additional Purchase	1,000 INR
Website	www.sbimf.com	Currency	INR	Exit Load	1.00% - 0-1 years
Inception Date	09/09/2009	UCITS	-		0.00% - >1 years
Manager Name	R. Srinivasan	Inc/Acc	Acc	Expense Ratio	1.66%
Manager Start Date	16/11/2013	ISIN	INF200K01T28		
NAV (06/09/2023)	INR 134.77				
Total Net Assets (mil)	200,177.71 INR				

(31/07/2023)